

**COLLECTION  
2016**

**ligne roset®**



# TABLE OF CON- TENTS

REPORTAGE	02
SETTEES	10
BED-SETTEES	50
ARMCHAIRS	56
STORAGE	68
HOME ENTERTAINMENT	106
HALLWAYS	110
OCCASIONAL TABLES	116
DINING ROOMS	130
SIDEBOARDS	142
DINING CHAIRS	146
BEDROOMS	156
HOME OFFICE	172
LIGHTING	180
RUGS & ACCESSORIES	194
OUTDOOR	206

# LIGNE ROSET & PIERRE PAULIN

LIGNE ROSET INVITED DESIGN HISTORIAN ANNE BONY, AUTHOR OF NUMEROUS BOOKS & ARTICLES ON THE HISTORY OF DESIGN, TO WRITE A PIECE CELEBRATING THIS YEAR'S CROP OF PIERRE PAULIN DESIGNS.

# WRESTLING WITH FORMS, PIERRE PAULIN, A TIMELESS DESIGNER.

BY ANNE BONY



PIERRE PAULIN, ONE OF THE FOREMOST PROTAGONISTS IN THE STORY OF DESIGN, ALWAYS DISPLAYED A SINGULAR PERSONALITY. HE QUESTIONED HIS WORK RELENTLESSLY, CHAMPIONING THE PRINCIPLES OF EFFORT, HONESTY, MATERIAL REQUIREMENTS, ERGONOMICS & COMMITMENT IN TERMS OF USE & FUNCTION. THANKS TO HIS DECISIVE NATURE, HIS ACHIEVEMENTS BETWEEN THE 1950S AND THE PRESENT HAVE BEEN NOTHING SHORT OF INCOMPARABLE.

## THE EARLY YEARS

At the age of 13, lively exchanges with his uncle, Georges Paulin, an industrial designer in the automobile industry, already pointed towards his future vocation. His passion for materials increased during his apprenticeship with a stonemason in Beaune, whilst his fascination for volumes deepened as he studied ceramic modelling in Vallauris. It was there that he met Pablo Picasso, who revealed to him the importance of art. Back in Paris, he decided to become an interior designer, enrolling at the Ecole Camondo, where he studied the history of businesses & their various styles, gaining the necessary technical & artistic tools to enable him to analyse the past with a view to improving the future. He left the school in 1950.



PIERRE PAULIN in his studio  
Archive photos

# NEW WAYS OF LIVING

WITH THE WAR AT AN END, THE RECONSTRUCTION BEGAN & FRANCE WENT TO WORK. PREFABRICATED CONSTRUCTION & THE URGENT NEED TO CREATE NEW LIVING SPACE DEMANDED NEW CONCEPTS FOR LIVING. THUS THE 'LIVING ROOM' CAME INTO BEING, A SPACE WHICH COMBINED TWO TRADITIONAL ROOMS, THE DRAWING ROOM & DINING ROOM, PERHAPS WITH AN AMERICAN-STYLE OPEN KITCHEN AREA.

COVER OF «LA MAISON FRANÇAISE»  
Published in 1953.



«TV» CHAIR & «LE SECRÉTAIRE MURAL»  
Presented in 1953

These new rooms demanded rational, multifunctional furniture: folding desks, shelving serving multiple functions (bar, radio, library), nesting tables, extending dining tables, armchairs, occasional banquette beds, floor lamps. The Grand Palais, the glittering location for the first post-war Salon des Arts Ménagers (1948), showcased the many new techniques & concepts. Encouraged by Marcel Gascoïn, Pierre Paulin developed a rational way of thinking & discovered the social role of design.

# ONE CREATION, MANY SOLUTIONS

PIERRE PAULIN THREW HIMSELF INTO DESIGNING HIS OWN COLLECTION. "MY OWN TAMTAM: MY DRAWING BOARD," AS HE LOVED TO PUT IT. AT THIS TIME THERE WERE RELATIVELY FEW FURNITURE MANUFACTURERS IN FRANCE & THESE WERE VERY MUCH IN DEMAND. UNWILLING TO WAIT, PIERRE PAULIN TOOK THE DECISION TO SELF-PRODUCE.



«LE SECRÉTAIRE MURAL»  
Designed in 1953 & reissued in 2015 by LIGNE ROSSET.

In 1953, at the 'Salon des Arts ménagers' in Paris, he unveiled his own collection of living room furniture in the 'Foyer d'aujourd'hui' zone. Designed in 1952, the models were made up in wood & wood veneer by Fernand Quin, a cabinet-maker from La Ferté-sous-Jouarre. Media success was instantaneous: in April 1953, the magazine 'Maison Française' featured his 'dining corner' - a cutlery/bar cupboard with adjustable shelves & sliding doors, an extending dining table in black wood & 4 fabric-covered wooden chairs. In November 1953, his 'living room corner' appeared on the magazine's cover with a model posing on the slatted banquette/occasional bed. The sofa end table boasted both a drawer & storage space with a flap door. The wall-mounted secretaire, with its folding Formica-covered writing surface & shelves, featured in an article by designer Michel Mortier on the subject of wall-mounted furniture. Pierre Paulin produced a small 4-page advertising leaflet & tried to sell his collection to a Parisian boutique, sadly without success. Galerie Mai distributed a number of his pieces, whilst others were produced by Meubles TV. "My dream is series-produced furniture," he commented.

Producing items which were useful, giving consideration to use & catering for small living spaces: these were the most pressing requirements of the 1950s. The financial situation in France today, the prohibitive cost of living accommodation & the changing shape of the family unit all make Pierre Paulin's first collection more current than ever before. With the reissue of certain elements of that first collection from 1953 - Daybed, Le Secrétaire mural, the Lupo occasional table & the TV chair - French furniture manufacturer Ligne Roset reemphasises its desire to bring to the market only those products which are both relevant & 'right'.



«DAYBED» BANQUETTE  
Designed in 1953 & reissued in 2015 by LIGNE ROSSET.

# THE AGE OF METAL TUBING

STARTING IN 1952, A FRUITFUL COLLABORATION WITH FRENCH COMPANY THONET DEVELOPED. THERE, PIERRE PAULIN DISCOVERED NEW MATERIALS SUCH AS FORMICA, POLYESTER, LATEX FOAM & STAINLESS STEEL. HE EXPERIMENTED WITH METAL TUBING AS A STRUCTURE FOR FURNITURE.

«ANDY» SETTEE  
Designed in 1962 & reissued in 2015 by LIGNE ROSET.



At the 'Salon des Artistes décorateurs' in 1954, Paulin unveiled his functional CM 141 desk, now renamed Tanis. His CM 191 low table (1955), with its inverted trestle-style base, is another reference from that period. 1961 saw his CM 193 ladies' writing desk on show in the 'Formes Utiles' section of the 'Salon des Arts ménagers': this was later reinterpreted by Ligne Roset (2008) under the name Ursuline. In 1962 came the clean lines of the settee Modèle 442, now renamed Andy. His hi-tech 'Bibliothèque Fil' (1972), previously a one-off, is now being reproduced by Ligne Roset (2015). The radicalism, perfect execution & functionality of Pierre Paulin's projects are the reason why Ligne Roset has been so determined to return his models, which have lost none of their currentness, to the fore once more.



«TANIS» DESK  
Designed in 1954 & reissued in 2008 by LIGNE ROSET.



# COVERING MATERIALS

In 1955 Pierre Paulin designed an armchair (CM 194), borrowing technology from the automotive industry & a stretch material from the fashion industry, where it was used for bathing costumes – an innovative solution to the problem of unattractive creasing. This chair, now renamed Archi, marked a decisive point in his career: at last he had all the right 'ingredients' for his future creations: the tubing, the foam & the cover.



«ARCHI» ARMCHAIR  
Designed in 1955 & reissued in 2009 by LIGNE ROSET.

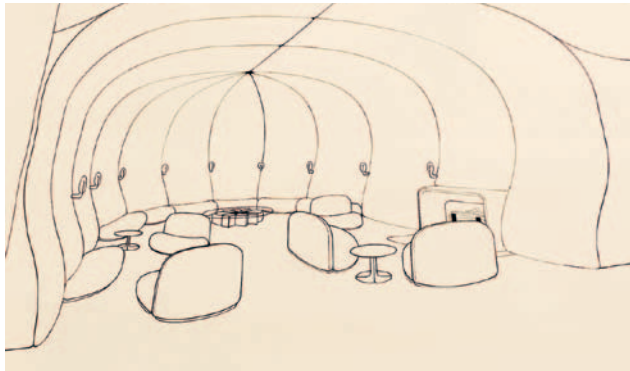
IN 1958 HE BEGAN A LONG COLLABORATION WITH DUTCH FURNITURE MANUFACTURER ARTIFORT, DEVELOPING CONCEPTS OF VOLUME & COLOUR. THE SIXTIES WERE RIPE FOR INNOVATION, THE PUBLIC HAD CHANGED & THINKING OF THE 'BABY-BOOMERS', HE CREATED A WEALTH OF INSPIRED MODELS. "I AM A PIONEER, COVERING METAL FRAMES WITH FABRIC, CLADDING THEM WITH FOAM & STRETCH FABRICS," HE SAID. "EVERYTHING IS BASED ON 'LIBERATED' FABRIC. LIBERATED FROM THE UPHOLSTERER, IT TAKES SHAPE LIKE A SAIL IN THE WIND."



Structure & base of «ARCHI» armchair  
Archive image.

## AN ARCHITECTURAL SHELL

WANTING TO BRING FRANCE INTO THE MODERN AGE, PRESIDENT POMPIDOU CHARGED JEAN COURAL, HEAD OF THE RESEARCH DEPT. (ARC) AT THE MOBILIER NATIONAL, WITH FINDING THE PERFECT PERSON TO UNDERTAKE THE RENOVATION OF HIS PRIVATE APARTMENTS IN THE ELYSÉE PALACE (1970-71). COURAL SELECTED PIERRE PAULIN, WHO RECOMMENDED A COMPREHENSIVE PROGRAMME OF RENOVATIONS.



Élysée smoking room (1970)



«PUMPKIN» ARMCHAIR  
Designed in 1971 & redesigned for LIGNE ROSET in 2008.

To protect the listed décor he lined the rooms with a self-supporting structure, creating 'rooms within rooms'. The salons ran in sequence, the first of which being furnished with large armchairs & settees in beige suede which were later redesigned by him & reissued by Ligne Roset under the name Pumpkin. The design of this seating & even its colour radiated discreet comfort. The alcove-style smoking room was lined with cream-coloured fabric, with nine wall-mounted benches; in the centre were four stools with backrests. This Élysée seating, along with the small round-topped tables of the same name from the dining room, is timeless.

## IN LOVE WITH CRAFTSMANSHIP

IN THE EARLY EIGHTIES PIERRE PAULIN EXPRESSED THE DESIRE TO REINVIGORATE HIS DESIGN WITH TRADITIONAL PRACTICES. TO THIS END HE RETURNED TO THE WORKSHOP OF THE ARC AT THE MOBILIER NATIONAL, WHERE HE REDISCOVERED THE TECHNIQUES OF THE GREAT CABINETMAKERS & THREW HIMSELF INTO CREATING A SERIES OF ONE-OFF & LIMITED-EDITION PIECES.



«CURULE» CHAIR  
Designed in 1982 & reissued in 2009  
by LIGNE ROSET.



«ÉLYSÉE» ARMCHAIR  
Designed in 1971 & manufactured  
by LIGNE ROSET since 2012.

In May 1983, ten of his pieces were shown at the Musée des arts décoratifs in Paris, amongst which the Curule seating (1982) in lacquered amaranth wood & leather & the Carrée table with its cubic lacquered beech structure: these have also been reissued by Ligne Roset (Curule chair & Antigone table), demonstrating anew the rightness of Pierre Paulin's intuition. Then triumphs of handcrafting, these models are now produced in the workshops of Ligne Roset. Their style is archetypal & timeless.

# LIGNE ROSET PRODUCES PIERRE PAULIN

Even in his old age, Paulin retained his belief in his vocation, designing the Anda chair for Michel Roset in 2008. Since then, faithful to the expectations of the designer himself & with the greatest respect for his designs, the Roset family business has reissued around twenty pieces of furniture & also rugs, all of which find real relevance in contemporary surroundings, an adventure made possible by Pierre Paulin in his lifetime & then by his family, nourished by the rich contents of his archives. Certain pieces are first editions, such as the Thot pedestal table (2011).

PIERRE PAULIN CONSCIOUSLY RETAINED HIS DRIVE & FIGHTING SPIRIT RIGHT TO THE VERY END, BOLSTERED BY LIGNE ROSET'S INTENTION THAT HIS INFLUENCE WOULD CONTINUE TO RADIATE, BOTH IN FRANCE & ABROAD.

ANNE BONV, SEPTEMBER 2015



«LA BIBLIOTHÈQUE FIL»  
Designed in 1972 & produced in 2015 by LIGNE ROSET.

# SET-TEES

**DAYBED**  
PIERRE PAULIN







**ANDY**  
PIERRE PAULIN





**OKURA**  
ERIC JOURDAN



Et j'irai loin, bien loin, comme un bohémien,





**PLOUM**

RONAN & ERWAN BOURULLEC





**PRADO**  
CHRISTIAN WERNER





**TOGO**  
MICHEL DUCAROT











**HUDSON**  
DIDIER GOMEZ





**EXCLUSIF**  
DIDIER GOMEZ





**MCD**  
MARIE CHRISTINE DORNER





**FENG**  
DIDIER GOMEZ







**COSSE**  
PHILIPPE NIGRO





**CALIN**

PASCAL MOURGUE





**PUMPKIN**  
PIERRE PAULIN



**FACETT**

RONAN & ERWAN BOURULLEC



**BELEM**  
DIDIER GOMEZ







**OTTOMAN**

NOÉ DUCHAUFOR-LAWRANCE





**STRICTO SENSU**  
DIDIER GOMEZ



## DAYBED PIERRE PAULIN

A reworking of 'modèle 118', Pierre Paulin's settee without arms which won such acclaim at the Salon des Arts Ménagers in 1953, **Daybed** is at once functional, innovative &, with its pared-down Japanese-influenced style, elegant. A revolutionary piece of its time, its minimalist elegance has every chance of achieving even greater success today given the current appetite for natural materials such as wood, the return to a form of 'low consumption' centred on just the right products, nostalgia for the Fifties & a return to favour of Scandinavian design. Seat in natural satin varnished solid beech & solid American walnut, reinforced by a mechanically soldered steel structure. Base in solid beech. Cushions have removable covers.



**Bed-settee**  
H 84.5 W 205  
D 82; seat 43



## ANDY PIERRE PAULIN

**Andy** is Ligne Roset's new edition of Pierre Paulin's original 'modèle CM 442' from 1962. The combination of softer contours & a reduced number of buttons - thus avoiding the creation of severe squares of quilting - make this settee both timeless & elegant. The gloss or black chromed legs are a particularly precious refinement, being mounted inside the armrests to front and rear. Cover has baguette stitching on the structure & armrests; seat cushions are quilted with 4 buttons whilst back cushions have two. Optional cushion has no baguette stitching & is not buttoned. Lines of all cushions highlighted by piping. Originally intended to be upholstered in leather, **Andy** also offers excellent results when upholstered in fabrics, particularly those with a good feel & an ennobling effect.



**Large settee**  
H 73 W 221  
D 83; seat 42



**Medium settee**  
H 73 W 152  
D 83; seat 42



**Armchair**  
H 73 W 83  
D 83; seat 42



## OKURA ERIC JOURDAN

Associating irreproachable lines & incomparable comfort, **Okura** is an urban, international product which will be shown to best effect in a pared-down setting, a New York loft perhaps, a designer apartment in Berlin or a Haussmanian building in Paris. Elastic-webbed suspension. Back consists of a mechanically-soldered steel structure clad in injected polyurethane foam & polyester quilting. Seat cushion in Bultex foam & polyester quilting. Legs in gloss black lacquered or brilliant-chromed steel. Suitable for use with many fabrics & leathers in the Ligne Roset collection.



**Large settee with high back**  
H 87 W 202  
D 98; seat 40



**Large settee with low back**  
H 73 W 202  
D 98; seat 40



**Medium settee with high back**  
H 87 W 142  
D 98; seat 40



**Medium settee with low back**  
H 73 W 142  
D 98; seat 40



**Armchair with high back**  
H 87 W 82  
D 98; seat 40



**Armchair with low back**  
H 73 W 82  
D 98; seat 40



**Footstool**  
W 68 D 68;  
seat 39



## MCD MARIE CHRISTINE DORNER

An elegant model combining a basic architectural shape on the exterior with a soft, comfortable interior, MCD 2015 is a classic with a current twist: after all, city-dwellers need to snuggle up too. A subtle association of fabrics marks the frontier between exterior & interior: texture for the former, softness for the latter. Legs in natural or anthracite-stained solid beech. Individual elastic-webbed suspension on each seat section. Cover has stitched square motif on the exterior & decorative cross-shaped stitching on the interior. Covers may be removed by an upholsterer.



**Large settee**  
H 86 W 210  
D 82; seat 41



**Medium settee**  
H 86 W 150  
D 82; seat 41



**Armchair**  
H 86 W 84  
D 82; seat 41



**Footstool**  
W 83 D 86;  
seat 41

## TOGO MICHEL DUCARROY



Designed for an easy, carefree way of life, **Togo** has been a best-seller ever since its launch in the early Seventies. The first all-foam settee, **Togo** combines five different densities of foam for maximum comfort. Covers are generously quilted with polyester material & may be removed by an upholsterer for dry cleaning. The wide choice of covering materials helps **Togo** remain just as contemporary today as it always has been. Shown left: large settee, the perfect place to relax.



**Settee with arms**  
H 70 W 198  
D 102; seat 38



**Large settee**  
H 70 W 174  
D 102; seat 38



**Small settee**  
H 70 W 131  
D 102; seat 38



**Lounge settee**  
H 70 W 131  
D 162; seat 38



**Corner seat**  
H 70 W 102  
D 102; seat 38



**Fireside chair**  
H 70 W 87  
D 102; seat 38

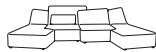


**Footstool**  
W 87 D 80;  
seat 34

## CONFLUENCES PHILIPPE NIGRO



A trailblazer in terms of the trend for 'counterforms', **Confluences** is characterized by its interwoven yin-yang or puzzle-type effect. Each item is offered in a monocolour or bicolour interpretation using Indiana, Diva or Nubu hide, or Arti, Divina, Coda, Curl, Scuba, Tonga or Balder fabrics. With the bicolour interpretation, colours may be selected from a choice of combinations specified by the designer. Other colour permutations, or the choice of another colour from the same fabric family, are also possible. In the case of the arm & lumbar cushions, any covering material may be chosen. Lumbar cushion is filled with pure duck down. Removable covers.



**4-seat settee**  
H 85 W 315  
D 158; seat 34



**3-seat settee/right**  
H 85 W 240  
D 152; seat 34



**3-seat settee/left**  
H 85 W 250  
D 158; seat 34



**3-seat settee**  
H 85 W 235  
D 104.5; seat 34



**2-seat settee**  
H 85 W 175  
D 104; seat 34



**Large conversation settee**  
H 83 W 175  
D 234; seat 34



**Small conversation settee**  
H 83 W 126  
D 170; seat 34



**'Toi et Moi'**  
H 83 W 145  
D 148; seat 34



**Fireside chair**  
H 78 W 95  
D 102; seat 34



**Footstool**  
W 85 D 35;  
seat 34

## HARRY ERIC JOURDAN



Eric Jourdan named this model, at once very classic & highly contemporary, in tribute to 'England, where the most flamboyant of modernity & tradition meet (bowler hat & dreadlocks)'. Thus **Harry** appears to float on four ultra-slim 'stiletto' legs with spatula-shaped tips. In addition there is a choice of 2 heights for the front feet: either 11 cm or 15 cm. At first glance this model inspires comfort. Everything has been carefully arranged to this end: the height of the seat, its inclination, & the height of the back.



**Small settee**  
H 83 W 155  
D 94; seat 36/40



**Armchair**  
H 83 W 93  
D 94; seat 36/40



**Footstool**  
W 93 D 37;  
seat 40

## PUMPKIN PIERRE PAULIN



**Pumpkin** is characteristic of the revolutionary style of Pierre Paulin, as initiated at the end of the 1950's. He effectively liberated the design of seating by treating each piece as a unique volume, more or less sculpted from foam & not necessarily resting on four feet: an approach which brought extraordinary freedom in terms of form, liberating seating as it did from traditional methods of assembly & orthogonal lines. As its name suggests **Pumpkin** is evocative of a giant pumpkin, welcoming the user with its protectively voluptuous - & voluptuously protective - shell. Resisting its appeal is an impossibility!



**Large settee**  
H 70 W 250  
D 83; seat 37



**Small settee**  
H 70 W 178  
D 83; seat 37



**High-backed armchair**  
H 83 W 105  
D 83; seat 37



**Armchair**  
H 70 W 105  
D 83; seat 37






**Footstool**  
Ø 74; seat 37

## ELYSEE PIERRE PAULIN





The **Elysée** collection of settee, armchair & footstool was reconstructed by Ligne Roset using plans in the archives of Pierre Paulin. If the aesthetics & the volumes of the original have been scrupulously respected, the comfort of the seats has been significantly improved through the use of the new materials now available & the highly specialised expertise of Ligne Roset in the field of multi-density foams. The compactness, graphic purity & visual lightness of the **Elysée** seating enables it to fit perfectly into small spaces such as city apartments. A monocolour model which may be upholstered in fabric or leather: coloured wools will also bring a touch of brightness & gaiety.

		
<b>Small settee</b> H 70 W 170 D 80; seat 35	<b>Armchair</b> H 70 W 90 D 77; seat 35	<b>Footstool</b> W 90 D 65; seat 33



## SMALA PASCAL MOURGUE

Impressive looks, generous proportions, clean lines & well-defined ground clearance are the hallmarks of this unique model: small wonder that it is now numbered amongst our classics. Back & armrests may be positioned at any one of three levels (NB don't sit on the arms when in raised position!). The settee may be used as a day or guest bed & a fitted sheet may be ordered for this purpose.

	
<b>Settee</b> H 87/92 W 230 D 115/130; seat 40	<b>Footstool</b> W 100 D 100; seat 40



## FACETT RONAN & ERWAN BOURULLEC

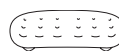
Compact dimensions, a high level of comfort & strikingly unusual looks are all hallmarks of this distinctive model. Items may be made up in a selection of fabrics from the Ligne Roset range, with toning or contrasting stitching (ecru, anthracite, grey, red or blue). Each cover requires hundreds of metres of stitching (210 m for the large settee, using 700 m of thread). Covers are quilted in 5 cm bands & may be removed for dry cleaning. A matching rug in Coda fabric is also available: this is quilted in 12cm bands, & always has toning stitching.

				
<b>Large settee</b> H 84 W 190 D 81; seat 36	<b>Medium settee</b> H 84 W 145 D 81; seat 36	<b>Armchair</b> H 84 W 87 D 81; seat 36	<b>Large footstool</b> W 124 D 71; seat 32	<b>Small footstool</b> W 65 D 71; seat 32



## PLOUM RONAN & ERWAN BOURULLEC

In 2014, Ronan & Erwan Bouroullec wanted to expand the **Ploum** family, which initially comprised just a large and medium settee. Taking into account the rise in property prices which necessarily reduces the available space in today's homes, they first decided to add a small settee to the **Ploum** range. The fact remained, though, that the generous proportions of the original settees could simply be too overpowering in a small apartment: this is why, whilst preserving the comfort, they also developed two new low-backed settees, completely reworking their original dimensions. Thus the **Ploum** settees, in either the original or the low-backed version, are now able to integrate into any living space. A footstool, oval & as smooth as a pebble on a Breton beach, completes the range.

					
<b>Large high-backed settee</b> H 84 W 253 D 124; seat 39	<b>Medium high-backed settee</b> H 84 W 204 D 111; seat 39	<b>Medium low-backed settee</b> H 66 W 204 D 94; seat 42	<b>Small high-backed settee</b> H 84 W 170 D 111; seat 39	<b>Small low-backed settee</b> H 66 W 170 D 94; seat 42	<b>Footstool</b> W 80 D 55; seat 32.5



## HUDSON DIDIER GOMEZ

With this, his 7th model for Ligne Roset, Didier Gomez brings us a new seating solution for urban environments which marries visual lightness, remarkable compactness & exceptional comfort. Each user benefits from an individual suspension on both seat (Pullmaxflex springs) & back (horizontal elastic webbing), thus avoiding any risk of tipping, either towards the arms or towards one's neighbour; each back cushion is compartmented (3 horizontal compartments) & filled with goose feathers; each seat cushion is constructed from multi-density Bultex foam with a goose feather-filled comfort layer (9 compartments). With its clean, architected, geometric & functional lines, Hudson perfectly epitomizes Didier Gomez' design style, delivering great purity of line alongside a level of comfort which will satisfy the most demanding clientèle.



**Large settee**  
H 75/78 W 194  
D 78; seat 41/44



**Medium settee**  
H 75/78 W 134  
D 78; seat 41/44



**Armchair**  
H 75/78 W 76  
D 78; seat 41/44



**Footstool**  
W 60 D 60  
seat 41/44



## VOLTIGE DIDIER GOMEZ

The Grand Master of tranquil, calm ambiances, Didier Gomez is a designer who excels at linking past & present, here & elsewhere. Here he revisits the wing chair, retaining the characteristic padded back, cushioned seat & the low set-back armrests. On the seat, the suspension is provided by strips of webbing which are not crossed but mounted across the depth, working independently to avoid any sideways tipping. The armrests, with their concave curve, bring their own softness to contrast with the taut lines of the structure & cushion, whilst the 'corner' feet in matt black or matt white lacquered folded steel 'twist' the reinterpretation still further, assisted in this by the use of quirky contemporary covering materials. Available as a medium settee with 2 seat cushions as shown, or as an armchair.



**Medium settee**  
H 74 W 165  
D 75; seat 43



**Armchair**  
H 74 W 72  
D 75; seat 43



## RUCHÉ INGA SEMPÉ

**Ruché** brings together the unusual & the traditional, combining a solid wood structure with intricate quilting. Slender & fine, **Ruché** is nonetheless soft & inviting, allying comfort & compactness, thus rendering it ideal for smaller apartments. Its seat height, too, will appeal to a broad clientèle, not least those who utterly reject seats which are too low. Covers are removable. Most plain covering materials can be used with **Ruché**: velours, wools, thick cloths, microfibres & leathers. In 2014, Inga Sempé completed the **Ruché** range with an armchair with asymmetrical arms. This is more than just a stylistic effect since the high armrest with its elastic-webbed suspension enables one to lean back comfortably then hook one's legs over the other low armrest.



**Large settee**  
H 82 W 200  
D 92; seat 45



**Large low-backed settee**  
H 65 W 200  
D 101; seat 45



**1-arm settee left/right.**  
H 82 W 190  
D 92; seat 45



**1-arm settee left/right, with table surface**  
H 82 W 190  
D 92; seat 45



**Medium settee**  
H 82 W 170  
D 92; seat 45



**Medium low-backed settee**  
H 65 W 170  
D 101; seat 45



**Asymmetrical armchair L/R**  
H 83 W 97  
D 86; seat 46



**Footstool**  
W 92 D 60;  
seat 42.5



## FENG DIDIER GOMEZ


The perfect marriage of elegance & comfort, **Feng** offers a wealth of refined detailing: note the compartmented seat cushions, the tight lines of the frame & feet & the plump back-cushions. Range includes medium or deep 1-arm settee with left/right arm, medium settee, large settee, day bed, large chaise longue with left/right arm & 2-seat footstool. Choice of feet: ebony-stained oak-veneer or cross-shaped metal frame with 4 brilliant-chromed feet. Removable covers. Didier Gomez recommends using one colour/fabric on the frame & back cushions & a contrasting one to highlight the welcoming, quilted seat.



**Large settee**  
H 74 W 230  
D 96; seat 36/40



**Day bed**  
H 74 W 230  
D 80; seat 36/40



**Large 1-arm settee left/right**  
H 74 W 210  
D 96; seat 36/40



**Large chaise longue left/right**  
H 74 W 210  
D 96; seat 36/40



**Medium settee**  
H 74 W 192  
D 96; seat 36/40



**Medium deep 1-arm settee left/right**  
H 74 W 172  
D 120; seat 36/40



**Medium 1-arm settee left/right**  
H 74 W 172  
D 96; seat 36/40



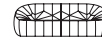
**2-seat footstool**  
W 114 D 76;  
seat 36/40



## OTTOMAN NOÉ DUCHAUFOUR-LAWRANCE



We were captivated by the oriental charm of this piece, filled with 'zenitude', comfort & wellbeing. Covers may be removed by a professional & are held in place by lacings at the junction of seat & back & gripper strips on the underside. Available in a monocolour or bicolour interpretation, with different fabrics on the interior (seat) & exterior sections. Stitching is in toning thread (NB in the case of a bicolour interpretation, the thread colour will be matched to the colour of each section).



**Large settee**  
H 68 W 200  
D 93; seat 37



**Small settee**  
H 68 W 165  
D 93; seat 37



**Armchair**  
H 68 W 100  
D 93; seat 37



**Footstool**  
H 68 W 89 D 80;  
seat 37

## COSSE PHILIPPE NIGRO



Comfort is a sensation. As with all sensations any description will be subjective, but is it not an impression of lightness, such as when a body is liberated from its own weight in the water? Comfort, therefore, was the inspiration for the Cosse settee, along with Ligne Roset's mastery of the constraints of series production; hand in hand with optimized technology & materials, such expertise is put to good use producing freely-flowing shapes such as the softly welcoming contours of the Cosse settee. The remarkable comfort of the seat, achieved thanks to its elastic-webbed suspension, contributes to this feeling of comfort and lightness. One will also note such little details as the meandering armrest or the extreme slimmess of the solid wood feet.



**Large settee**  
H 82 W 215  
D 102;  
seat 38



**Medium settee**  
H 82 W 175  
D 102; seat 38



**Armchair**  
H 82 W 105  
D 102; seat 38



**Footstool**  
H 80 W 89 D 55;  
seat 32.5

## MOËL INGA SEMPÉ



Moël's generous comfort, soft curves & unique appearance will appeal to lovers of an informal, relaxed lifestyle, who want to welcome guests in the most convivial way possible. Rear of back, in the shape of the corolla of a flower, can be made up in gold, brown or black Catala bullhide, Oregon hide, or Divina or Coda fabrics. Decorative rear feet covered to match frame. Inga Sempé recommends a bicolour interpretation (same covering material on top of footstool & corolla of armchair/settee, & a different one for structure of footstool & 'inside' covers of armchair/settee).



**Large settee**  
H 97 W 215  
D 98; seat 41



**Low-backed large settee**  
H 81 W 205  
D 89; seat 41



**Small settee**  
H 97 W 165  
D 98; seat 41



**Low-backed small settee**  
H 81 W 155  
D 89; seat 41



**Armchair**  
H 97 W 115  
D 98; seat 41



**Low-backed armchair**  
H 81 W 105  
D 89; seat 41



**Large footstool**  
W 110 D 46;  
seat 37



**Small footstool**  
W 60 D 46;  
seat 37

## PRADO CHRISTIAN WERNER



Here the design process was guided by the search for freedom & wellbeing. Aesthetics aside, Prado represents first & foremost an approach based on the study of lifestyles, or in short, the human being. Prado consists of a vast seat which may be used either independently or with other elements, on which back cushions may be scattered at will. There is total freedom since these cushions, which are weighted & equipped with an anti-slip system, will remain in place without needing to be leant against or attached to anything: they could therefore be arranged on the floor for a few leisurely moments around a low table, whilst the seat could do duty as an occasional bed simply by turning over its seat cushion, the reverse of which is covered with mattress ticking.



**Large settee**  
H 87 W 240  
D 120; seat 40.5



**Medium settee**  
H 87 W 200  
D 100; seat 40.5

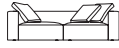


**Backrest**  
H 50 W 70  
D 47

## NILS DIDIER GOMEZ



**Nils** has a particularly welcoming, pillowy appearance. The simplicity of its low-lying lines & harmonious, balanced contours is countered by their soft appearance & the sophistication of the stitching: the blend of simple & edge-to-edge stitching on the structure confers a 'made-to-measure' feel tinged with laid-back elegance. To guarantee longevity & optimise comfort (no crushing beneath the knees & no sideways tipping effect), each seat place is reinforced with a combination of foams on each side whilst the upper & front faces of each seat cushion are covered in a highly compartmented feather-filled layer. Simple & edge-to-edge stitching on structures; twin-needle stitching on back cushions. Removable covers (NB except where structure is in leather or microfibre).



**Large settee**  
H 62/66.5 W 236  
D 102; seat 35/39



**Large 1-arm settee L/R**  
H 62/66.5 W 208  
D 102; seat 35/39



**Medium settee**  
H 62/66.5 W 186  
D 102; seat 35/39



**Medium settee w/o arms**  
H 62/66 W 130  
D 102; seat 35/39



**Medium 1-arm settee L/R**  
H 62/66.5 W 158  
D 102; seat 35/39



**Lounge settee**  
H 62/66.5 W 106  
D 175; seat 35/39



**Lounge settee right/left**  
H 62/66.5 W 134  
D 175; seat 35/39



**Armchair**  
H 62/66.5 W 96  
D 86; seat 35/39



**Footstool**  
W 90 D 102;  
seat 35/39

## EXCLUSIF DIDIER GOMEZ



In the words of its creator, **Exclusif** is, "a classic design, elegant & comfortable, international & timeless". With only a handful of elements, it is possible to create a wealth of different settees & corner compositions with a choice of two possible types of armrest – a low, wide version & a narrower, higher version. The base elements are as follows: 2-seater without armrests (asymmetrical seat cushion & large back cushion), 3-seater without armrests (asymmetrical seat cushion & asymmetrical back cushions), lounge settee without armrests, footstool, high trapezoid armrest type A (W 27.5 cm), low rectangular armrest type B (W 30 cm). Armrests of type A may be used either at the end of a settee or run, or in a corner of a corner composition.



**Large settee with 2 arms**  
H 72/75.5  
W 243.5/248.5  
D 100; seat 39/42.5




**Large settee w/o arms**  
H 72/75.5 W 188.5  
D 100; seat 39/42.5



**Small settee with 2 arms**  
H 72/75.5  
W 177.5/182.5  
D 100; seat 39/42.5



**Small settee w/o arms**  
H 72/75.5 W 122.5  
D 100; seat 39/42.5



**Large 1-arm settee right/left**  
H 72/75.5 W 216/218.5  
D 100; seat 39/42.5



**Small 1-arm settee right/left**  
H 72/75.5 W 150/152.5  
D 100; seat 39/42.5



**Lounge settee with 2 arms**  
H 72/75.5  
W 177.5/182.5  
D 205; seat 39/42.5



**Lounge settee right/left**  
H 72/75.5 W 150/152.5  
D 205; seat 39/42.5



**Lounge settee**  
H 72/75.5 W 122.5  
D 205; seat SH 39/42.5



**Footstool**  
W 100 D 100;  
seat 39/42.5

## EXCLUSIF 2 DIDIER GOMEZ



A new version of the well-known model **Exclusif**: with its low-slung metal frame it shares the clean, elegant style of the existing model. Choice of 2 finishes for the metal frame: either brilliant-chromed or black-chromed. Choice of 2 armrest types: a slimmer, higher version (type A) & a broader, lower one (type B). The comfort is intentionally soft & light, underpinned by the various backrests, armrests & lumbar cushions. Seams of back cushions are highlighted with piping. Please note that this version cannot currently be used to create compositions (e.g. corner groups).



**Large settee with 2 arms**  
H 75.5 W 243.5/  
248.5 D 100;  
seat 42.5



**Large settee with 2 asymmetrical arms**  
H 75.5 W 246  
D 100; seat 42.5



**Small settee with 2 arms**  
H 75.5 W 177.5/  
182.5 D 100;  
seat 42.5



**Small settee with 2 asymmetrical arms**  
H 75.5 W 180  
D 100; seat 42.5



**Small 1-arm settee R/L**  
H 75.5 W 150/  
152.5 D 100;  
seat 42.5



**Large 1-arm settee R/L**  
H 75.5 W 216/  
218.5 D 100;  
seat 42.5



**Small chaise longue R/L**  
H 75.5 W 127.5/  
130 D 175; seat 42.5



**Small chaise longue w/o armrests**  
H 75.5 W 100  
D 175; seat 42.5



**Footstool**  
W 100 D 100;  
seat 42.5

## STRICTO SENSU DIDIER GOMEZ



Didier Gomez' aim was to design a model which offered the maximum amount of comfort in the minimum amount of space whilst losing nothing in terms of aesthetics – the result was **Stricto Sensu**. Range includes a fireside chair (several of which may be combined to form one long banquette), armchair, medium settee, large long arm settee with left or right arm, & large chaise longue with left or right arm. The seat is always the same colour as the frame, but contrasting back cushions may be specified if desired. Removable covers (NB except Alcantara & hide). Polished aluminium feet.



**Large chaise longue L/R**  
H 76 W 200  
D 84; seat 39



**Large settee**  
H 76 W 200  
D 84; seat 39



**Large long arm settee L/R**  
H 76 W 200  
D 84; seat 39



**Medium settee**  
H 76 W 170  
D 84; seat 39



**Armchair**  
H 76 W 77  
D 84; seat 39



**Fireside chair**  
H 76 W 66  
D 84; seat 39



## CALIN PASCAL MOURGUE

The collaboration between Ligne Roset & Pascal Mourgue began in 1993 with the original version of **Calin**. The idea of the oversized cushion on a slim frame is an innovative one & typical of the brand. The graceful aluminium-lacquered metal frame is now also available in solid natural or black-stained ash. Backs are either fixed or adjustable (3 different positions). Covers may be removed for cleaning.



**Settee**  
H 82 W 176  
D 104; seat 38



**Large fireside chair**  
H 82 W 114  
D 104; seat 38



**Small fireside chair**  
H 82 W 94  
D 104; seat 38



**Large footstool**  
W 114 D 78;  
seat 38

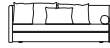


**Small Footstool**  
W 94 D 78;  
seat 38

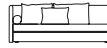


## NOMADE 2 DIDIER GOMEZ

Aimed at lovers of space & freedom, **Nomade 2** is inspired by middle-eastern seating, evoking the palaces of the 'Thousand & One Nights'. **Nomade 2** brings to the home dreams, escapism, openness to the world & a return to a convivial, free-&-easy way of life. Mattress-style seat with embroidered breakpoint stitching on covers; underside of seat cushions of large 1-arm settee & convertible corner group covered in an exclusive 100 % cotton ticking. Feet in black polyethylene – choice of 2 heights (NB except convertible corner group). Range comprises small settee, large settee, small/large 1-arm settee with right/left arm, small/large chaise longue with right/left arm, convertible corner group, footstool.



**Large settee**  
H 78/81/84 W 217  
D 91; seat 38/41/44



**Large 1-arm settee R/L**  
H 78/81/84 W 212  
D 91; seat 38/41/44



**Large chaise longue R/L**  
H 78/81/84 W 212  
D 91; seat 38/41/44




**Small settee**  
H 78/81/84  
W 177 D 91;  
seat 38/41/44



**Small 1-arm settee R/L**  
H 78/81/84 W 172  
D 91; seat 38/41/44



**Small chaise longue R/L**  
H 78/81/84 W 172  
D 91; seat 38/41/44



**Convertible corner group R/L**  
H 81 W 298  
D 91/212; seat 41

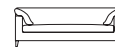


**Footstool**  
W 87 D 87;  
seat 38/41/44



## CITTA DIDIER GOMEZ

A 'future classic' which nevertheless harks back to the 1930s, the perfect embodiment of the luxurious 'rive gauche' styling of French interior decoration. Note the refinement of the cutouts where the back & arms meet & the way these accentuate the curve of the back. Note also the armchair, which retains the essence of the settees yet reinterprets it in a new way – you will see that the proportions of the arms & back are slightly different – meaning that the **Citta** armchair can just as easily complement other settees as it does those in its own range. Feet in either ebony-stained beech or black lacquered steel.



**Large settee**  
H 82 W 222  
D 87; seat 45



**Medium settee**  
H 82 W 187  
D 87; seat 45



**Small settee**  
H 82 W 165  
D 87; seat 45

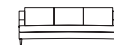


**Armchair**  
H 76 W 74  
D 87; seat 45



## BELEM DIDIER GOMEZ

**Belem's** taut lines are softened by the curve of the seat (note the elegant hammer-head shape) & back, whilst the high legs reinforce the effect of overall lightness & delicacy. The high, deep seat (in foam) and 100% feather-filled back cushions combine to offer a high degree of comfort. Feet in Epoxy black lacquered cast aluminium, equipped with gliders; removable covers. Back cushions may be specified in a different colour if desired.



**Large settee**  
H 80 W 210  
D 97; seat 42



**Small settee**  
H 80 W 160  
D 97; seat 42

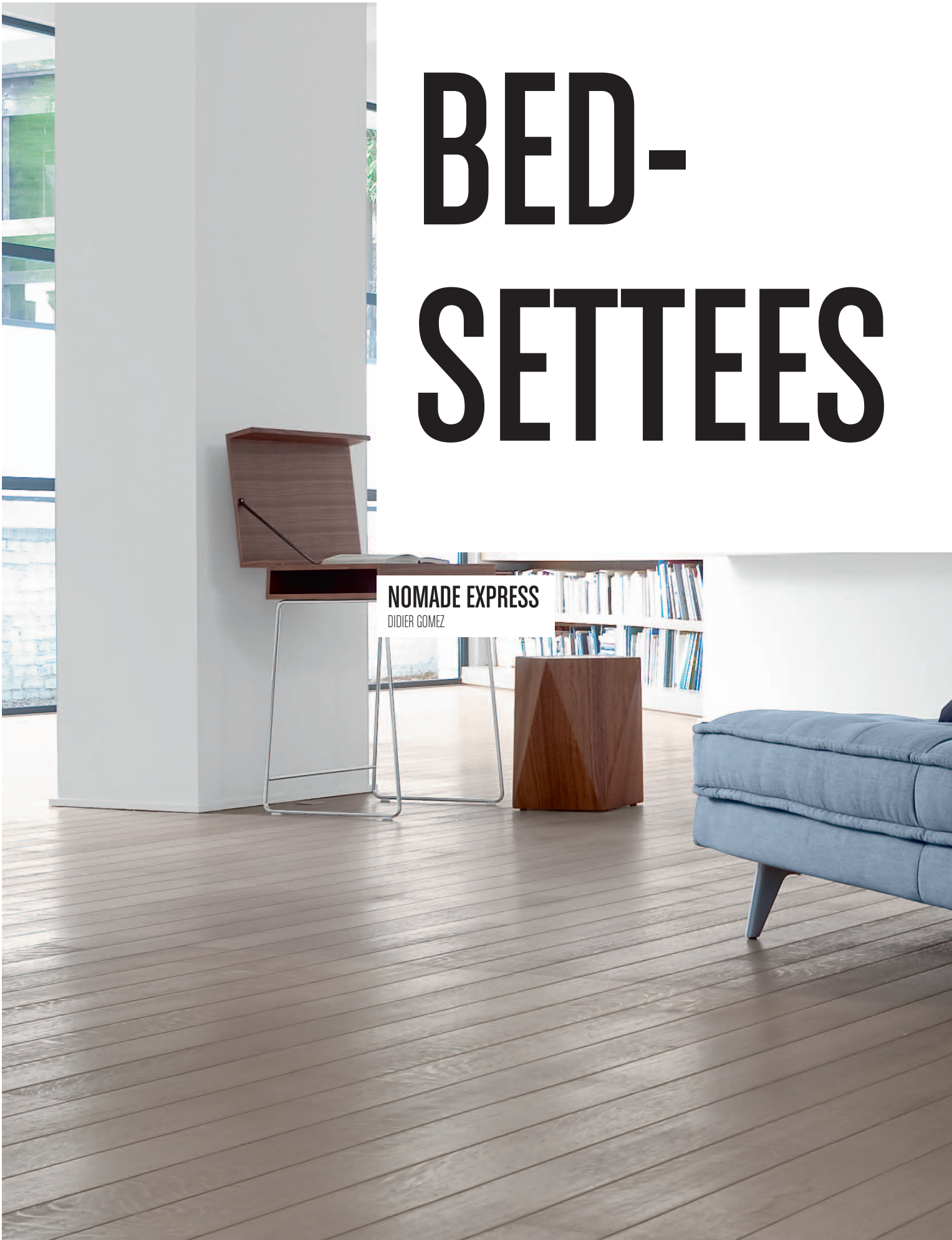


**Armchair**  
H 80 W 82  
D 94; seat 42

# BED- SETTEES

**NOMADE EXPRESS**

DIDIER GOMEZ





BEDSETTEES



**MULTY**  
CLAUDE BRISSON





**DO NOT DISTURB**





## NOMADE EXPRESS DIDIER GOMEZ

**Nomade Express** is a daily-use bed-settee of deliberately understated elegance. Well-proportioned with moulded aluminium feet & traditional, mattress-style buttoned cushions, it evokes the timeless style of the 1930s. Simply release the mechanism to bring the back down flat, then turn over the mattress to create a bed of sleep area 140 x 200 cm (thickness 16 cm); the mattress is covered in an exclusive 100% cotton piqué, which has been anti-bacterially & fungicidally treated & may be unzipped & removed for cleaning. Lumbar cushion covers are buttoned in place & conceal the pillows for the bed. Feet in moulded lacquered Epoxy aluminium.

**Bed-settee** H 95 W 203 D 110; seat 42 (sleep area 140 x 200)  
**Lumbar cushion** 70 x 45



## DO NOT DISTURB

The bed-settee market is a varied one to say the least. With **Do Not Disturb**, Ligne Roset takes up position, simply & squarely, in the highest possible sphere, combining quality of manufacture with a quality sleep platform. The top-of-the-range Lampolet mechanism comes in two versions, either manually-operated or motorized (with twin motors for improved longevity): in both cases only minimal effort is required since the cushions remain in place on the base once the latter is unfolded. Not surprisingly, any covering material from the Ligne Roset collection may be used on this generously-proportioned yet compact model, the classic bourgeois style of which will enable it to fit comfortably into your home & into your everyday life.

**Large bed-settee** H 78 W 220 D 98; seat 44 (sleep area 160 x 200)  
**Medium bed-settee** H 78 W 200 D 98; seat 44 (sleep area 140 x 200)



## MULTY CLAUDE BRISSON

Designed for everyday use, **Multy's** simple-to-operate mechanism & slatted base make the transformation from settee to bed a breeze. Perfect for homes where space is at a premium, versatile **Multy** can be used as a settee, as a chaise longue with the seat pulled forward & of course as a bed. Why not complement your **Multy** with a pair of lumbar cushions (either matching or in a contrasting colour/fabric), upholstered arms (ditto), table surfaces &/or a fitted **Ready-to-Sleep** envelope sheet. Shown left with two upholstered arms & two lumbar; shown right with one table surface & two lumbar.

**Bed-settee 155** H 82/85 W 166 D 103; seat 44 (Sleep area 155 x 195)  
**Bed-settee 120** H 82/85 W 131 D 103; seat 44 (Sleep area 120 x 195)  
 If using with two arms, add 22 cm to the width.



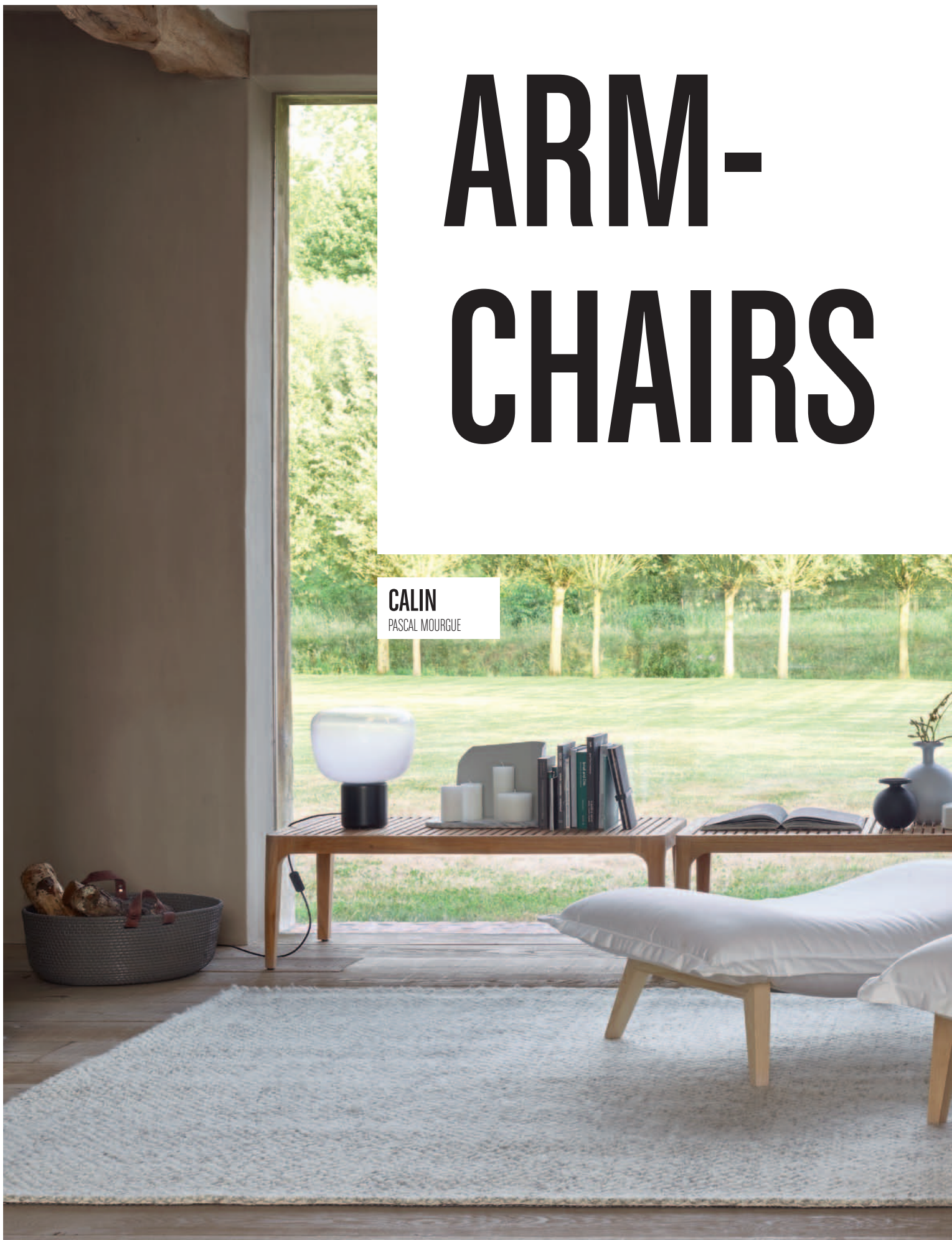
## MULTY CLAUDE BRISSON

Designed for everyday use, **Multy's** simple-to-operate mechanism & slatted base make the transformation from settee to bed a breeze. Perfect for homes where space is at a premium, versatile **Multy** can be used as a settee, as a chaise longue with the seat pulled forward & of course as a bed. Shown left as a chaise longue (with seat pulled forward); shown right as a bed.

**Bed-settee 155** H 82/85 W 166 D 103; seat 44 (Sleep area 155 x 195)  
**Bed-settee 120** H 82/85 W 131 D 103; seat 44 (Sleep area 120 x 195)  
 If using with two arms, add 22 cm to the width.

# ARM- CHAIRS

**CALIN**  
PASCAL MOURGUE







**TOA**  
RÉMI BOUHANICHE



**ARCHI**  
PIERRE PAULIN



**VOLTIGE**  
DIDIER GOMEZ



**FLAX**  
PHILIPPE NIGRO



**RUCHÉ**  
INGA SEMPÉ



## RUCHÉ INGA SEMPÉ



In 2014, Inga Sempé completed the **Ruché** range with an armchair with asymmetrical arms. This is more than just a stylistic effect since the high armrest with its elastic-webbed suspension enables one to lean back comfortably then hook one's legs over the other low armrest.



**Asymmetrical armchair with left-hand armrest**  
H 83 W 97  
D 86; seat 46

**Footstool**  
W 92 D 62;  
seat 42.5

## FRENCH LINE DIDIER GOMEZ



A space-saving, Thirties-inspired armchair. Frame in solid beech & plywood. Armrests & legs in solid oak, traditionally-assembled. Suspension via elastic membrane. Integral seat & back cushions in Bultex foam. Feather-filled lumbar. As regards covering materials, natural materials (wool, leather) are particularly suitable, as is Alcantara.



**Armchair**  
H 75 W 73  
D 75; seat 40

## ANDY PIERRE PAULIN



A timeless, elegant armchair with gloss black or chromed legs which are mounted inside the armrests to front and rear. Seat cushion quilted with 4 buttons; back cushion quilted with 2 buttons. Optional cushion with no baguette stitching or buttons. Lines of all cushions highlighted by piping. Shown here upholstered in fabric with gloss chromed legs.



**Armchair**  
H 73 W 83  
D 83; seat 42

## ANDY PIERRE PAULIN



A timeless, elegant armchair with gloss black or chromed legs which are mounted inside the armrests to front and rear. Seat cushion quilted with 4 buttons; back cushion quilted with 2 buttons. Optional cushion with no baguette stitching or buttons. Lines of all cushions highlighted by piping. Shown here upholstered in leather with black chromed legs.



**Armchair**  
H 73 W 83  
D 83; seat 42

## MADRAGUE FRANÇOIS AZAMBOURG



The lines of this model are dictated by the way in which the material is fashioned. Shown here with base in solid natural-stained ash & seat shell upholstered in natural vegetable-tanned hide. Also available with base in solid anthracite-stained ash, & with seat shell upholstered in black or white pigmented un-dressed hide, or in fabric/Alcantara.



**Armchair**  
H 80 W 76  
D 76; seat 40

## VINTA DIDIER GOMEZ



A variation on the theme of the wing chair, with a welcoming concave back, the curve of which is continued in the line of the armrests. A wide range of covering materials may be used on this model but its classic nature will be enhanced with the use of contemporary fabrics. Matt black or matt white lacquered 'corner' feet.



**Armchair**  
H 73 W 68  
D 75; seat 39

## VOLTIGE DIDIER GOMEZ



A variation on the theme of the wing chair, with a padded back, cushioned seat & low set-back armrests, the concave curve of which brings a note of softness which contrasts with the taut lines of the structure & cushion. A wide range of covering materials may be used on this model but its classic nature will be enhanced with the use of contemporary fabrics. Matt black or matt white lacquered 'corner' feet.



**Armchair**  
H 74 W 72  
D 75; seat 43

## VILLA ROSE FRANÇOIS AZAMBOURG



A complement to the successful **Villa Rose** collection, combining classic distinction & highly contemporary design details. An armchair in black-stained solid ash, with an optional seat cushion for a touch of warmth & additional comfort.



**Armchair**  
H 70 W 60  
D 64; seat 40



## AMY C. DONDOLI & M. POCCHI

Totally dedicated to comfort, Amy boasts a body-hugging moulded shell which offers effective rest for the head & agreeable support to the back. The 4-branch cross-shaped base, finished in a double layer of Epoxy satin black lacquer, rotates 360° whilst the footrest enables one to stretch out one's legs for perfect relaxation. Available from stock in black or white Primo leather or Alcantara stone grey.



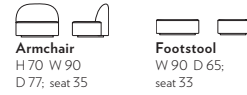
**Armchair**  
H 104 W 90  
D 90; seat 40

**Footstool**  
W 72 D 53;  
seat 40



## ELYSÉE PIERRE PAULIN

Originally designed for the private apartments at the Elysée Palace, **Elysée** was reconstructed from plans in Pierre Paulin's archives. Whilst respecting the aesthetics & volumes of the original, the comfort has been significantly improved thanks not only to the use of new materials but also the highly specialised expertise of Ligne Roset in the field of multi-density foams.

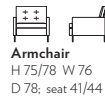


**Armchair**  
H 70 W 90  
D 77; seat 35

**Footstool**  
W 90 D 65;  
seat 33

## HUDSON DIDIER GOMEZ

A new seating solution for urban environments. Each back cushion is compartmented & filled with goose feathers, whilst each seat cushion is constructed from multi-density Bultex foam with a compartmented goose feather-filled cornfort layer. Back cushions are buttoned in 4 places with decorative cross-shaped stitch detailing. Choice of foot heights: 15cm or 18cm.



**Armchair**  
H 75/78 W 76  
D 78; seat 41/44

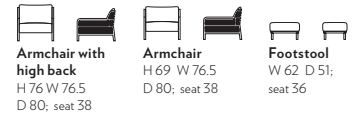


**Footstool**  
W 60 D 60;  
seat 41/44



## FLAX PHILIPPE NIGRO

Comfortable, easy on the eye & very easy to accommodate – occupying a square-shaped space of around 75 cm – **Flax** will fit into interiors of all styles. Integral structure & feet in solid American walnut. Removable covers.



**Armchair with high back**  
H 76 W 76.5  
D 80; seat 38

**Armchair**  
H 69 W 76.5  
D 80; seat 38

**Footstool**  
W 62 D 51;  
seat 36

## FIFTY DÖGG & ARNVED DESIGN STUDIO

Drawing inspiration from the 'Flag Halyard Chair' (Hans Wegner, Denmark, 1950), **Fifty's** straight backrest allows not only for rest but also reading or watching TV, whilst the woven 'ears' reinforce the general feeling of intimacy. Seat & back woven with 350 m of mass-dyed, anti-UV treated polypropylene cord, either tobacco-coloured, black or grey; black lacquered frame.



**Armchair**  
H 112.5 W 73.5  
D 88; seat 34

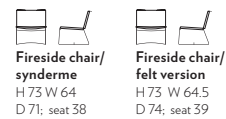


**Footstool**  
W 60 D 67;  
seat 34



## FIL PASCAL MOURGUE

An attractive fireside chair to complement the chair of the same name. 'Sleigh' base in brilliant-chromed steel wire. Seat/back upholstered in synderme, natural cowhide or felt. The chromed zip behind the back section & beneath the seat platform is not only a design feature but also practical, making it easier to remove the cover.



**Fireside chair/ synderme**  
H 73 W 64  
D 71; seat 38

**Fireside chair/ felt version**  
H 73 W 64.5  
D 74; seat 39

## GRILLAGE FRANÇOIS AZAMBOURG

The principle for creating the basic shape of **Grillage** is very simple: a sheet of metal with staggered grooves is folded, origami-style, & then drawn to create a mesh. May be dressed with an optional seat cushion in Mood, Spirit or Tempête fabric for added comfort. Grillage is available in Epoxy light blue, black (as shown) or white lacquer. Tubular steel feet.

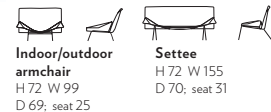


**Indoor/outdoor armchair**  
H 72 W 99  
D 69; seat 25

**Settee**  
H 72 W 155  
D 70; seat 31

## GRILLAGE FRANÇOIS AZAMBOURG

The principle for creating the basic shape of **Grillage** is very simple: a sheet of metal with staggered grooves is folded, origami-style, & then drawn to create a mesh. May be dressed with an optional seat cushion in Mood, Spirit or Tempête fabric for added comfort. Grillage is available in Epoxy light blue (as shown), black or white lacquer. Tubular steel feet.



**Indoor/outdoor armchair**  
H 72 W 99  
D 69; seat 25

**Settee**  
H 72 W 155  
D 70; seat 31



## @-CHAIR TOSHIYUKI KITA

A modern, functional chair, ideal for long sessions at the computer. Press the knob beneath the armrest to recline the back; optional footrest also available. Epoxy anthracite, white or red lacquered metal structure clad in polyurethane Bultex foam; cable & jack mechanism. Available in a range of covering materials. Shown here with wooden base – choice of matt varnished natural beech or anthracite or red-stained beech.



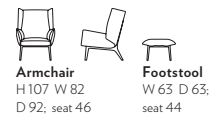
**Armchair/wooden base**  
H 117 W 76  
D 84; seat 43

**Footstool/wooden base**  
W 59 D 58;  
seat 43



## TOA RÉMI BOUHANICHE

This armchair's striking structure hugs the generously-upholstered seat/back & inviting 'ears' like a skeleton. Cover it in cotton for an informal feel, or in wool for a bit of 'country chic' – or in leather for a more formal look. Structure in natural or black-stained solid ash, reinforced by 2 metal frames in the seat & back area.



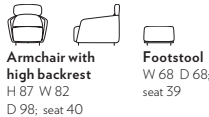
**Armchair**  
H 107 W 82  
D 92; seat 46

**Footstool**  
W 63 D 63;  
seat 44



## OKURA ERIC JOURDAN

This armchair combines irreproachable lines with incomparable comfort. Elastic-webbed suspension. Structure of backrest in polyurethane foam with metal core, clad in polyester quilting. Legs in brilliant-chromed or black lacquered steel. Shown here: armchair with high backrest.



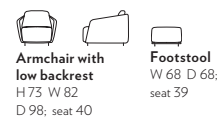
**Armchair with high backrest**  
H 87 W 82  
D 98; seat 40

**Footstool**  
W 68 D 68;  
seat 39



## OKURA ERIC JOURDAN

This armchair combines irreproachable lines with incomparable comfort. Elastic-webbed suspension. Structure of backrest in polyurethane foam with metal core, clad in polyester quilting. Legs in brilliant-chromed or black lacquered steel. Shown here: armchair with low backrest.



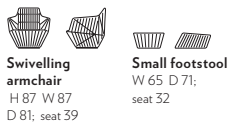
**Armchair with low backrest**  
H 73 W 82  
D 98; seat 40

**Footstool**  
W 68 D 68;  
seat 39



## FACETT R. & E. BOURULLEC

The **Facett** armchair, from the range of upholstery of the same name, will grace any interior. Compact dimensions & extreme comfort are the hallmarks of this model. Shown here: swivelling armchair.



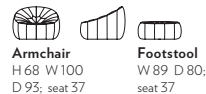
**Swivelling armchair**  
H 87 W 87  
D 81; seat 39

**Small footstool**  
W 65 D 71;  
seat 32



## OTTOMAN NOÉ DUCHAUFOR-LAWRANCE

The designer knew exactly how to bring the creative 'added value' which has rooted this model in modernity. Cover may be removed by a professional. Available in a monocolour or bicolour interpretation, as shown, with toning stitching.



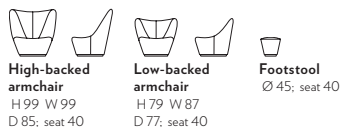
**Armchair**  
H 68 W 100  
D 93; seat 37

**Footstool**  
W 89 D 80;  
seat 37



## ANDA PIERRE PAULIN

**Anda** envelops & supports the body perfectly. Armchairs are available in both fixed & swivelling versions. Fully removable covers. This monocolour model may be made up in either fabric or leather. Coloured wools are particularly recommended.



**High-backed armchair**  
H 99 W 99  
D 85; seat 40

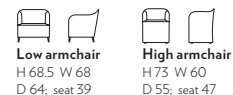
**Low-backed armchair**  
H 79 W 87  
D 77; seat 40

**Footstool**  
Ø 45; seat 40



## LUCA SOFT JEAN-PHILIPPE NUEL

Designed as part of a hotel project, **Luca Soft** retains the qualities of the designer's Luca chair whilst bringing more femininity & finesse. Offering great comfort & elegance, **Luca Soft** will fit perfectly into any interior, whether classic or more contemporary, whether in a living room or around a table. Available on feet or castors.



**Low armchair**  
H 68.5 W 68  
D 64; seat 39

**High armchair**  
H 73 W 60  
D 55; seat 47



## BEAU FIXE INGA SEMPÉ

Apologies, this item is **not available in the UK & Ireland**.



## FELT 2 DELO LINDO

In its quiet way, the Felt 2 chair seeks to express the archetypal image of the chair in the most simplified, pared-down way possible. Base in black lacquered beech multi-ply. Edge-to-edge seams on cover of seat & back, offered in 2 versions: either with or without horizontal stitching in the centre of each cushion.



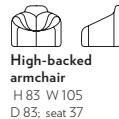
**Fireside chair**  
H 70 W 60  
D 71; seat 35



**Footrest**  
W 60 D 42;  
seat 35

## PUMPKIN PIERRE PAULIN

An all-enveloping piece with yielding, organic, rounded, luscious, sensual lines. As its name suggests **Pumpkin** is evocative of a giant pumpkin, welcoming the user with its protectively voluptuous – & voluptuously protective – shell. Resisting it is an impossibility! Shown here: high-backed version.



**High-backed armchair**  
H 83 W 105  
D 83; seat 37

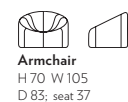


**Footstool**  
Ø 74; seat 37



## PUMPKIN PIERRE PAULIN

An all-enveloping piece with yielding, organic, rounded, luscious, sensual lines. As its name suggests **Pumpkin** is evocative of a giant pumpkin, welcoming the user with its protectively voluptuous – & voluptuously protective – shell. Resisting it is an impossibility! Shown here: low-backed version.



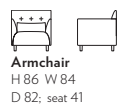
**Armchair**  
H 70 W 105  
D 83; seat 37



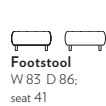
**Footstool**  
Ø 74; seat 37

## MCD MARIE CHRISTINE DORNER

With its compact dimensions & classic lines, this model will fit in almost anywhere, making it the ideal place to relax. Legs in natural or anthracite-stained solid beech. Cover has stitched square motif on the exterior and decorative cross-shaped stitching on the interior.



**Armchair**  
H 86 W 84  
D 82; seat 41

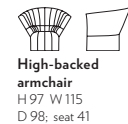


**Footstool**  
W 83 D 86;  
seat 41

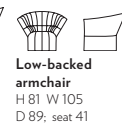


## MOËL INGA SEMPÉ

**Moël's** extravagant comfort & unique appearance will appeal to lovers of a relaxed, informal lifestyle. Corolla-shaped rear of back can be made up in Kyoto or Oregon hide, or Divina or Coda fabrics. Rear feet covered to match frame. Shown here in high-backed version; also available in low-backed version



**High-backed armchair**  
H 97 W 115  
D 98; seat 41



**Low-backed armchair**  
H 81 W 105  
D 89; seat 41



**Small footstool**  
W 60 D 46;  
seat 37

## ARCHI PIERRE PAULIN

A reproduction of Pierre Paulin's CM 194 HD fireside chair & CM 195 HD armchair from 1955. Note the generous slope of the seat & the ergonomic design of the curving seat-back. The high ear-shaped back allows the sitter to rest the head & shoulders. Base finished in cherry; also available in black-stained ash, satin black lacquer or brilliant chrome.



**Armchair**  
H 96 W 88  
D 91; seat 42



**Fireside chair**  
H 96 W 64  
D 91; seat 42



**Footstool**  
W 63 D 36;  
seat 41



## ARCHI PIERRE PAULIN

A reproduction of Pierre Paulin's CM 194 HD fireside chair & CM 195 HD armchair from 1955. Note the generous slope of the seat & the ergonomic design of the curving seat-back. The high ear-shaped back allows the sitter to rest the head & shoulders. Base finished in black-stained ash; also available in cherry, satin black lacquer or brilliant chrome.



**Armchair**  
H 96 W 88  
D 91; seat 42



**Fireside chair**  
H 96 W 64  
D 91; seat 42

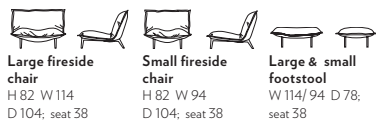


**Footstool**  
W 63 D 36;  
seat 41

## CALIN PASCAL MOURGUE



The idea of the oversized cushion on a slim frame is an innovative one & typical of the brand. The graceful aluminium-lacquered metal frame is now also available in solid natural or black-stained ash. Backs are either fixed or adjustable (choice of 3 positions). Covers may be removed for cleaning.



**Large fireside chair**  
H 82 W 114  
D 104; seat 38

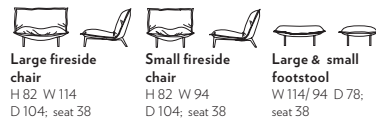
**Small fireside chair**  
H 82 W 94  
D 104; seat 38

**Large & small footstool**  
W 114/94 D 78;  
seat 38

## CALIN PASCAL MOURGUE



The idea of the oversized cushion on a slim frame is an innovative one & typical of the brand. The graceful aluminium-lacquered metal frame is now also available in solid natural or black-stained ash: shown here in natural ash. Backs are either fixed or adjustable (choice of 3 positions). Covers may be removed for cleaning.



**Large fireside chair**  
H 82 W 114  
D 104; seat 38

**Small fireside chair**  
H 82 W 94  
D 104; seat 38

**Large & small footstool**  
W 114/94 D 78;  
seat 38

## NEO ALBAN-SÉBASTIEN GILLES



Neo's simple, geometric design will appeal to a wide public, fitting into both contemporary & more traditional interiors. Available either with or without arms, in 'fixed' or 'rocking' versions. Cover removable by an upholsterer.



**Rocking armchair**  
H 84 W 73  
D 88; seat 41

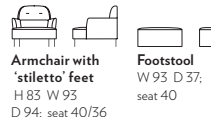
**Rocking fireside chair**  
H 84 W 73  
D 88; seat 41

**Footstool**  
W 84 D 40;  
seat 41

## HARRY ERIC JOURDAN



Eric Jourdan named this model **Harry** in tribute to, "England, where the most flamboyant of modernity & tradition meet (bowler hat & dreadlocks)". Slim 'stiletto' legs with spatula-shaped tips (front feet H 11 cm or 15 cm).



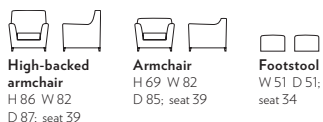
**Armchair with 'stiletto' feet**  
H 83 W 93  
D 94; seat 40/36

**Footstool**  
W 93 D 37;  
seat 40

## RIVE DROITE DIDIER GOMEZ



With all the best characteristics of a club chair, Didier Gomez' **Rive Droite** is not only the perfect complement to Rive Gauche, it is also ideal for use independently, either with or without the matching footstool. Seen here in low-backed version.



**High-backed armchair**  
H 86 W 82  
D 87; seat 39

**Armchair**  
H 69 W 82  
D 85; seat 39

**Footstool**  
W 51 D 51;  
seat 34

## DÉRIVE 2 PIERRE PAULIN



**Derive 2** is based on Pierre Paulin's original sketches for a 1985 commission from Mme Claude Pompidou. The harmonious shape of its rocking structure subtly evokes the musical sphere; to reinforce its warm character & bring it yet closer to its Scandinavian inspiration, the structure is in anthracite-stained wood, associated with a comfortably padded seat & back.

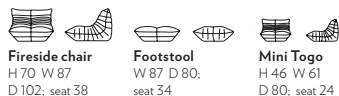


**Rocking armchair**  
H 95 W 57  
D 100; seat 45

## TOGO & MINI TOGO M. DUCARROY



Designed for an easy, carefree lifestyle, **Togo** combines 5 different densities of foam for optimum comfort. Covers are generously quilted with polyester material. Now also available in miniature edition, especially for the 5 to 12 age group – a useful seat for your child, & a design 'must-have' for your home!



**Fireside chair**  
H 70 W 87  
D 102; seat 38

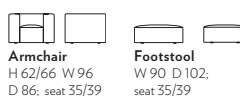
**Footstool**  
W 87 D 80;  
seat 34

**Mini Togo**  
H 46 W 61  
D 80; seat 24

## NILS DIDIER GOMEZ



**Nils** has a particularly welcoming, pillowy appearance. Its simple low-slung lines & harmonious, balanced contours are countered by their soft appearance & the sophistication of the stitching: the blend of simple & edge-to-edge stitching on the structure confers a 'made-to-measure' feel tinged with laid-back elegance. Removable covers (NB except where structure is in leather or microfibre).



**Armchair**  
H 62/66 W 96  
D 86; seat 35/39

**Footstool**  
W 90 D 102;  
seat 35/39

# STOR- AGE



**LA BIBLIOTHÈQUE FIL**  
PIERRE PAULIN





## LA BIBLIOTHÈQUE FIL PIERRE PAULIN


Pierre Paulin designed this shelving unit in 1972 for the loft apartment in the rue du Faubourg Saint-Antoine in which he was living at the time. Minimalist in design, it marries the black or white lacquer of its steel wire structure (Ø 10 mm) with shelves in 8 mm thick birch multi-ply finished in black or white laminate with wood edging. Constructed around 70 cm wide modules, two or more units may be juxtaposed with the addition of linking-pieces which transform them into complete modules (structure + shelves). Certain shelves are notched to accommodate the vertical uprights of the structure. The shelves rest on small steel wire supports soldered onto the uprights. Unit may be levelled as necessary using its adjustable jack feet. Internal dimensions of each section : H 38 W 33,3 D 33.


STORAGE


- 1M shelving unit**  
H 170 W 70 D 33
- 2M shelving unit**  
2 x 1M units  
side by side  
H 170 W 140 D 33
- 3M shelving**  
**as shown above**  
created using 3M shelves  
H 170 W 210 D 33



**SPACE**  
PAGNON & PELHÂTRE

  
Chest with  
2 drawers  
H 34.5 W 69 D 35.5

  
Chest with  
2 drawers  
H 34.5 W 34.5  
D 35.5

  
Chest for  
hanging files  
H 34.5 W 103.5  
D 35.5

  
Chest with  
1 flap door  
H 34.5 W 103.5  
D 35.5

  
Chest with  
1 flap door  
H 34.5 W 69 D 35.5



## SPACE PAGNON & PELHAÎTRE

Space is a new range of graphic storage. Beginning with the simple idea of stacking 3 square or rectangular closed volumes, the designers then thought of marrying them with their virtual doubles, identical cubes but in metal. They are a play on space, fullnesses & emptiness, offering infinite possible combinations. The lacquered or cherry veneered finishes of the closed volumes marry perfectly with the white, black & copper of their 'virtual twins'.

Bringing emptiness & fullness into opposition, combining open cages with volumes which are more or less closed, marrying satin white & cherry with cages in gloss black chrome, white laquer or gloss copper; the twist is in the fact that the emptiness has its own structure within the space. Space also follows the trend for mixing materials, most notably metal & wood. A very attractive storage module with a good finish to price relationship, this very 'now' range is aimed at a young, urban clientèle.



**Open storage element**  
H 34.5 W 69 D 35.5



**Open cube/rack**  
H 34.5 W 69 D 35.5



**Open cube/rack**  
H 34.5 W 34.5 D 35.5

**Base**  
W 103.5 D 35.5; thickness 1.6

**Base**  
W 69 D 35.5; thickness 1.6

**Base**  
W 34 D 35.5; thickness 1.6

Please ask your Ligne Roset stockist for the dimensions of larger compositions.

Further **Space** products can be found in the TV/hi-fi, sideboards & bedrooms chapters.



**MIXTE**  
MAURO LIPPARINI





**MIXTE**  
MAURO LIPPARINI



4-door sideboard  
H 71 W 182 D 47



Sideboard with  
3 doors & 2 drawers  
H 71 W 182 D 47



Sideboard with  
3 doors & RH niche  
H 71 W 182 D 47



Sideboard with  
coplanar doors  
H 71 W 182 D 47



## MIXTE MAURO LIPPARINI

A supremely flexible range of storage which offers the opportunity to superimpose, juxtapose &/or suspend elements, with a free choice of materials & colours.

New for 2015, a collection of reasonably-sized 1-piece items, listed below, which will appeal to those who favour an unstructured approach to furnishing. Tops are in natural, anthracite-stained or argile-stained sawn oak; bottoms are in smooth oak, finished to match the tops. Doors & drawers are available in sawn oak, or in satin white, mastic, argile or elephant lacquer; in the case of the sideboards, certain doors may also be in mustard lacquer. Sideboard bases are in brilliant-chromed or argile-lacquered steel.



**TV cabinet**  
H 117 W 152 D 43



**Shelving unit**  
H 117 W 150 D 39.5



**Occasional unit R/L**  
H 146 W 121 D 47



**3-drawer chest**  
H 86 W 102 D 47.2

Please ask your Ligne Roset stockist for the dimensions of the compositions shown.

Further items from the **Mixte** range can be found in the TV/hi-fi, sideboards & bedrooms sections.




**TARMAC**  
D. ZIMMER & B. HESS

Living room  
elements

'Roadway'  
W 140/200/250  
D 49; thickness 5




4 drawer chest  
H 87.8 W 50 D 47



Chest with door  
hinged R/L  
H 205 W 54 D 47



TV chest  
H 46 W 100 D 47



Shelving  
H 205 W 54 D 31



Shelving  
H 205 W 105.5 D 31



**TARMAC** DIETER ZIMMER/BURKHARD HESS

A simple, innovate modular programme, principally characterized by cupboards & chests of drawers set on a base which forms a 'roadway' (Tarmac). This concept makes it possible for a piece to retain all its flexibility over time, with the freedom to rework it if desired or to move it to a new location.

Optimization of space is key to the concept, with open chests & lateral hanging rails making it possible to make active use of the sides of chests.

Tarmac is available in D 620 (for the bedroom) or D 490 (for the living room). Chests are in white lacquer, with metal elements in brushed stainless steel. Certain back panels may be in argile lacquer.

Bedroom elements

'Roadway'  
W 140/200/250  
D 62; thickness 5



Chest with door hinged R/L  
H 205 W 54 D 60



2 drawer chest  
H 46 W 100.7 D 60



2 drawer chest  
H 46 W 50 D 60



3 drawer chest  
H 67 W 50 D 60



Open storage between chests  
H 67 W 31 D 58

Additional items also available - please ask your Ligne Roset stockist.



**ET CETERA**  
PAGNON & PELHAÏTRE







**ET CETERA**  
PAGNON & PELHAÏTRE



## ET CETERA PAGNON & PELHÂÎTRE

An extremely flexible range of storage further enriched by the additional functions of an occasional unit: storage (opaque or glass doors, shelves, drawers), TV equipment & lighting. The name **Et Cetera** refers to the possibility of making additions in terms of both its height & width, tailoring it perfectly to your particular space. The very elegance of **Et Cetera** stems from rigorous aesthetic choices in terms of both volumes & finishes: an example of this being the lightness of the overall structure, with its slim side panels & shelves which offer the perfect compromise between reassuring thickness & the desired visual lightness. The storage surfaces in the open niches, offered in a variety of widths, are both original & functional, creating as they do an interesting graphic emphasis with a play on linear repetition. **Et Cetera** is available in a choice of finishes, with structures always in satin lacquer (choice of white, argile or elephant); fronts are either lacquered or enriched with veneer, the chosen species of which – oak – is itself offered in natural or black, in a choice of two 'looks', smooth-grained or sawn-effect. A special double-sided shelving unit is also on offer – this piece is very useful as a room divider.



3 door sideboard  
H 92 W 158 D 39



Sideboard with  
2 doors & 4 drawers  
H 92 W 158 D 39



Sideboard with  
4 doors  
H 92 W 210 D 39



Sideboard with  
3 doors & 4 drawers  
H 92 W 210 D 39

A section closed by a door may be replaced with a 4 drawer chest if desired.

For full details of this range please refer to your Ligne Roset stockist.

Further **Et Cetera** products can be found in the sideboards section.



**DEDICATO**  
DIDIER GOMEZ





**DEDICATO**  
DIDIER GOMEZ



**Shelving unit**  
H 190 W 120  
D 37



**Small shelving unit**  
H 190 W 90 D 37



**Occasional unit**  
H 190 W 120 D 45



**Secretaire/  
secretaire-bar**  
H 190 W 90 D 45



**7-drawer chest**  
H 163 W 55 D 45



**3-drawer chest**  
H 75 W 128 D 45

## DEDICATO DIDIER GOMEZ

A truly elegant range of stand-alone pieces including shelving units in 2 widths, secretaire & secretaire-bar, 3-drawer chest, sideboards with 2, 3 or 4 doors, occasional unit, 7-drawer chest, console table (available in 2 widths), TV/video table & desk. Optional cutlery trays may be added to occasional unit & sideboards. Matching dining tables & low tables also available – please see relevant section for details.

Choice of finishes: gloss white lacquer with gloss aluminium profiles, or smoked oak with black profiles.



**4-door sideboard**  
H 75 W 250 D 45  
with 2 internal drawers



**3-door sideboard**  
H 75 W 189 D 45  
with 1 internal drawer



**Console**  
H 85 W 110/150 D 35



**2-door sideboard**  
H 75 W 128 D 45  
(no internal drawers)



**TV unit with  
2 flap doors & 1 drawer**  
H 41 W 189 D 45



**TV unit with  
2 flap doors**  
H 41 W 128 D 45

Further **Dedicato** products can be found in the dining rooms, TV/hi-fi, sideboards & home office sections.



**BOOK&LOOK**  
PAGNON & PELHAÏTRE







**BOOK&LOOK**  
PAGNON & PELHAÏTRE





**BOOK&LOOK**  
PAGNON & PELHAÏTRE

## BOOK&LOOK PAGNON & PELHAÏTRE

A collection of furniture based on two strong principles: simplicity & elegance. Since each element of the collection is complete in itself, nothing could be simpler than putting together a piece of Book&Look: all this entails is to superimpose & juxtapose the required number of elements, as if playing with building blocks. Book&Look fulfils 3 functions, namely storage, multimedia (TV element) & shelving; it is offered in 5 finishes – gloss white lacquer; mastic, argile or elephant lacquer; or natural walnut veneer (certain elements only); modules are offered in units of 35cm, in a choice of 3 depths: 45 (storage chest), 55 (TV platform) & 28 (shelving unit). The flexibility with which the various elements may be associated enables the creation of a wide variety of pieces of furniture, from broad-width one-piece items to unstructured compositions in a combination of heights & depths, to sideboards, multimedia items & ultra-low minimalist compositions.



### Storage elements D 45

Basic unit: 105 x 105 with 4 solid doors or 53 x 105 with 2 solid doors; may be located on the ground with the addition of a base H 3, or on top of another unit.

### Shelving unit D 28

10 mm thick surfaces in 12 variants: 10 vertical (H 70, 105, 140, 175) and 2 horizontal (H 35). Available in a range of widths: 357 with 2 rows of niches, 53 cm with 3 rows of niches, 703 with 4 rows of niches, or 1050 with 6 rows of niches.

**Display unit**  
105 x 105 cm.

**Tray for podium**  
W 1753 D 55/44

**Horizontal shelves in 2 widths**  
703 & 1050

Further Book&Look products can be found in the TV/hi-fi section




**ESTAMPE**

NOÉ DUCHAUFOUR-LAWRANCE



Chest of drawers  
H126.3 W 45.3 D 47



Sideboard with 3  
Drawers & 2 shelves  
H74 W 203.8 D 47

## ESTAMPE NOÉ DUCHAUFOUR LAWRRANCE

Combining elegance, sobriety & finishing details, Estampe is characterized by fronts & sides in sawn oak, doors & drawers with slimmed-down edges & rounded corners & an upper fixed top covered in pebble-coloured linoleum (thickness 2 mm) which seems to float in a solid frame, bringing a certain movement to the overall piece.

Available in natural-finish, argile-stained or anthracite-stained sawn oak veneer. Doors & drawers are 'push-to-open', with nickel-plated fittings. Because of the very specific shape of this model, the outer doors of the sideboards open in an unusual manner, with the hinges located on the internal panels rather than on the end panels.

Also available: square or rectangular occasional table H 35 & sofa end table H 50. These also have linoleum-covered tops, with lower surfaces in sawn oak veneer.

The type of linoleum selected is of 'desktop quality' and therefore specially formulated for use on desks or low tables. The fact that it is used as a floor covering is in itself a gauge of its resistance, durability & ease of maintenance.



Sideboard with 4 doors & 3 drawers  
H 79 W 226.5 D 47



Sideboard with 3 doors & 3 drawers  
H 79 W 181 D 47



3-door sideboard  
H 79 W 136 D 47



3-drawer chest  
H 79 W 97 D 47



TV unit with 2 flap doors & 2 drawers  
H 49 W 204 D 47



TV unit with 2 flap doors  
H 49 W 136 D 47

Further Estampe products can be found in the TV/hi-fi, occasional tables & sideboards sections.

## CUTS PHILIPPE NIGRO

Each individual storage module is double-sided parallelepiped with an irregular, canted shape and a maximum depth of 40; however the depth at each end is identical, making it possible to stack &/or juxtapose multiple modules to obtain the desired configuration. Interestingly these irregularly shaped modules can be multiplied by 4 by simple rotation: by turning each module first one way & then another, one can obtain 4 chests, each notched in totally different ways. Modules are made from satin white, argile, mustard or elephant lacquered MDF, or solid American walnut; differently-finished modules may be mixed within a single configuration.



**CUTS**  
PHILIPPE NIGRO

  
Each module  
H 36.5 W 104 D 40

  
Single module/  
plan view



## PERSIENNE ARNAUD LAPIERRE

Module in satin white lacquered MDF with decorative grille on one face only. Grille in laser-cut sheet steel finished in satin white lacquer. The stripes sketched out by the grille can be vertical or horizontal (depending on the positioning of the module), or indeed diagonal, thus multiplying the number of possible compositions which may be achieved. Modules may be stacked &/or juxtaposed as desired to create shelving of the desired dimensions.



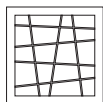
## LINES PETER MALY

An unstructured shelving unit with sloping shelves & interior panels, offering storage space of unequal volumes; optional indirect LED lighting may be located vertically behind each side of the front of the frame. Structure in panels of MDF, with 25 mm thick shelves & interior panels, in white satin-finish lacquer.

The Lines sideboard boasts the same oblique lines, this time indented to emphasize the glossiness of the gloss white lacquered finish. Structure in panels of particleboard, combined with either a solid base or brilliant-chromed steel underframe. Drawers are equipped with an internal drawer, with DVDs being stored in the main drawer.



**LINES**  
PETER MALY



Shelving unit  
H 218.2 W 213 D 34.5



3-section sideboard on  
underframe  
H 60 W 220.5 D 56



3-section sideboard  
on base  
H 41.9 W 220.5 D 56



2-section sideboard  
on underframe  
H 60 W 150 D 56



2-section sideboard  
on base  
H 41.9 W 150 D 56

More Lines products  
can be found in the  
sideboards section.



**OKA KASUKO OKAMOTO**  
 A modular one-piece shelving unit, available in single or double bay version. Multiple units may be juxtaposed to create larger compositions in which varying colours, materials &/or widths may be mixed to bring a touch of originality to what is essentially a highly structured, functional piece. The staggered shelves not only enable modules to perfectly interlock but also bring a highly original asymmetrical note to the extremities of the finished composition. Choice of finishes: walnut veneer, or white, mastic, argile, elephant, mustard or lavender blue lacquer. Must be fixed to a wall.

**OKA**  
 KASUKO OKAMOTO



Double shelving unit  
 H 215 W 72 D 32



Single shelving unit  
 H 215 W 36 D 32



**EVERYWHERE**  
CHRISTIAN WERNER





**EVERYWHERE**  
CHRISTIAN WERNER



Chest with 1 door  
& open shelves to side  
H1999 W 600 D 38



1-door chest  
H189/122.8 W 50 D 44



1-door chest  
H189/122.8 W 50 D 44



4-door chest  
H128.4 W 120 D 37.1



2-door chest  
H122.8 W 90 D 44



Wardrobe with  
2 glass doors  
H189.8 W 120 D 62



4-drawer chest  
H 122.8 W 90 D 44



6-drawer chest  
H 94.2 W 138.4 D 44



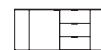
3-drawer chest  
H 94.2 W 90 D 44



Sideboard with  
2 doors & 3 drawers  
H 94.2 W 206.9 D 44



Sideboard with  
6 drawers & niches  
H 94.2 W 196.3  
D 44



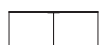
Sideboard with  
1 door, 3 drawers & niches  
H 94.2 W 196.3 D 44



Sideboard with  
2 doors & niches  
H 94.2 W 196.3 D 44



**EVERYWHERE**  
CHRISTIAN WERNER



Sideboard with sliding doors  
H 84.8 W 196.2 D 44



Small chest with 2 doors & open shelves to side  
H 942 W 1060 D 371



Chest with 2 doors  
H 942 W 900 D 440



Low chest with 1 door  
H 942 W 450 D 440



Open storage unit  
H 649 W 1100 D 440



Open storage unit  
H 942 W 450 D 440



## EVERYWHERE CHRISTIAN WERNER

A complete & uniform storage solution for the home. Chests are finished in gloss white, pure white, mastic, argile or elephant lacquer; tops are matched to chests, or in aluminium. Certain doors are available in milk glass. Two choices of feet.

Range includes low chests with drawer(s) &/or flap door, wall cupboards with vertically-opening doors, suspended chests with doors, chests of drawers, sideboards with various combinations of drawers & doors, wardrobes, hall units & cupboards. Open shelving unit also available in a choice of 2 widths, in either lacquer (above finishes plus moutarde, caramel or ranger lacquer); an alternative lacquer finish for the interior (i.e. back panel & shelves) may be selected if desired (choice of gloss white, satin black, mastic, argile or elephant).



Low chest with  
2 doors  
H 649 W 1384 D 440



Low chest with  
3 drawers  
H 649 W 900 D 440



Low chest with 1  
drawer & 1 flap  
door or 2 drawers  
H 498 W 90/120 D 44



Low chest with 1  
drawer/flap door  
H 36 W 120 D 44



2-drawer  
bedside table  
H 498 W 70 D 44

## TOLBIAC GRÉGOIRE DE LAFFOREST

Tolbiac introduces a third dimension into the world of shelving units: with one side shaped like 'stairs', it forms a triangular shape which evolves to the point where the shelves regain their straight shape at the fifth level. The front edge is worked in a helix shape to follow the slope of the side panel & bring purity to the overall effect.

The 'stairs' may be positioned to the left or right of the unit & are for display only (that is, they are not meant to be climbed!). Each bay, which can be used on its own, may be complemented with additional columns of shelves in widths 75 or 131, which may be added in modular fashion.

Tolbiac is finished in either natural or black-stained oak veneer & is available in a choice of two heights, H 215 or H 260, with the option of cutting the latter if desired, by the centimetre down to a minimum of H 220. The original shelving units may now be complemented with wall shelves in the same finishes, as pictured.




**TOLBIAC**  
GRÉGOIRE DE LAFFOREST



**Base element**  
H 215/260  
W 127 D 76



**Set of shelves & fittings**  
H 215/260 W 71/127 D 35



**Wall shelf L/R**  
W 200 D 21/35;  
thickness 5.1



**Small wall shelf/L**  
W 120 D 18/31  
thickness 5.1



**Metal frame**  
H 200 W 535  
D 341

## HYANNIS PORT ERIC JOURDAN

**Hyannis-Port** offers a high-quality range of stand-alone pieces finished in contemporary gloss white lacquer with rounded rear corners & brilliant-chromed frames & handles.

The range includes glass-fronted display units, chests of drawers, a bedside table & sideboard (both with wood tops), a desk with milk glass top, filing cabinet, secretaire & secretaire/minibar.



## HYANNIS PORT ERIC JOURDAN



**Display unit**  
H 150.2 W 80 D 50



**Secrétaire/ secretaire bar**  
H 150.2 W 80 D 50



**Narrow 6-drawer chest**  
H 143.4 W 50 D 52



**Sideboard with 2 doors & 3 drawers**  
H 79.7 W 160 D 52



**3-drawer chest**  
H 79.7 W 100 D 50



**2-drawer bedside table**  
H 45.9 W 50 D 42



**Desk**  
H 75 W 160 D 72

Further Hyannis Port products can be found in the dining rooms & home office sections.

# HOME ENTER- TAIN- MENT



**DINO**  
ERIC JOURDAN



**CEMIA**  
PETER MALY



## EVERYWHERE CHRISTIAN WERNER

TV/hi-fi combination comprising, from left to right, 3-drawer chest, TV unit & 2-door cupboard. Choice of finishes for chests: pure white lacquer, satin argile or elephant lacquer or gloss white lacquer. Tops are matched to chests, or in lati sable/lati cendre veneer. Chests are mounted on matt or brilliant-chromed round or rectangular legs, or on lacquered aluminium tubular underframes.

**Overall dimensions**  
H 64.9 W 338.4 D 44



## DINO ERIC JOURDAN

TV unit with rear & right-hand sides surrounded with an oak veneered shell; chest with flap door is equipped with 2 cable ports for connection & ventilation. Chest finished in white, mastic, argile or elephant lacquer; right-hand section finished in white, mastic, argile, elephant or lavender blue lacquer.

**TV unit**  
H 43 W 200 D 55



## DEDICATO DIDIER GOMEZ

TV unit with frame in square-section aluminium; TV screen rests on an 8 mm thick sheet of toughened glass, supported by jacks. Choice of finishes: gloss white lacquer & milk glass (as shown) or argile/elephant lacquer with matching lacquered glass.

**TV unit with 2 flap doors**  
H 41 W 128 D 45  
**TV unit with 2 flap doors & 1 drawer**  
H 41 W 189 D 45



## CINELINE PAGNON & PELHÂÎTRE

TV cabinet with niches for peripherals. Back panels are fitted with round cable ports; an optional rectangular cable port may be added to top. Finishes: pure white lacquer, gloss white lacquer or ebony-stained oak veneer with aluminium-framed sliding door in white or anthracite glass.

**TV unit with sliding door**  
H 48.8 W 180/220 D 54



## CEMIA PETER MALY

Cemia revisits the understated, functional lines of the 1960's. Structures finished in satin white lacquer or walnut veneer; doors & drawer fronts finished in gloss white, satin argile or satin black lacquer; aluminium-lacquered jack feet.

**TV unit with 2 sliding doors**  
H 43 W 196 D 50



## MIXTE MAURO LIPPARINI

A supremely flexible range offering the opportunity to superimpose, juxtapose &/or suspend elements. Available in satin white, mastic, argile or elephant lacquer, or in lati sable or lati cendre veneer. Also available: low chests with drawer or drop flap, chests with doors, plain/ shelving panels, lacquered shelf dividers & sliding door for flat-screen TV.

**Dimensions of unit shown**  
H 117 W 152 D 49



## BOOK&LOOK PAGNON & PELHÂÎTRE

To complement the Book&Look collection of storage, a simple, elegant TV podium in gloss white lacquer or satin mastic, argile or elephant lacquer. May be used on its own, or in conjunction with a back panel/TV surface &/or tray as shown.

**TV podium with flap door H 35 on 3 cm thick base**  
Small W 140.7; medium W 175.3; large W 210  
**Back panel/TV surface H 70**  
Small W 140.7; medium 175.3; large W 210  
**Tray**  
W 175.35 D 51.5



## ESTAMPE NOÉ DUCHAUFOR-LAWRANCE

Combining elegance, sobriety & finishing details, Estampe is characterized by fronts & sides in sawn oak, doors & drawers with thinned-down edges with rounded corners & an upper fixed top covered in linoleum. Fronts equipped with 'push catch' mechanism. Choice of 3 finishes: natural or anthracite-stained sawn-effect oak, or argile lacquer with top in pebble-coloured linoleum. Interiors are always in argile lacquer to complement the linoleum top.

**TV unit with 2 flap doors**  
H 49 W 135.9 D 47  
**TV cabinet with 2 drawers & 2 flap doors**  
H 49 W 203.8 D 47

# HALL- WAYS



**CLARA**  
EVANGELOS VASILEIOU





**CAPITON**  
EMILIE COLIN GARROS



### HOURLASS ANTOINE PHELOUZAT

A striking coat stand which gives the impression of a cable made from solid ash, or a tree from roots to branches. Choice of finishes: natural or anthracite-stained solid ash.

Dimensions H 165 W 47 D 43



### GRANY EVANGELOS VASILEIOU

Coat rack in satin black lacquered steel. The poetry of the bird on its branch makes this coat rack just as useful when empty as it is when full.

Dimensions H 155 W 50 D 41



### MODIFIED TAEWOO KIM

A striking visual effect which gives the impression that the uprights of this coat rack are broken. In fact, thanks to an ingenious manufacturing process, they retain perfect functional rigidity: one might almost regret having to cover them up with coats...

Dimensions H 174 Ø 62



### PASSE-PASSE PHILIPPE NIGRO

Coat rack in satin-finish natural varnished solid beech or satin varnished black or anthracite-stained beech. Feet are equipped with light grey felt pads.

Dimensions H 172.5 W 46 D 40.6



### 20 HANGERS ALICE ROSIGNOLI

Coat rack, to be suspended from a wall or ceiling, with 20 natural beech hangers. Black textile cord Ø 3 mm.

Dimensions H 130 W 43 D 20



### CLARA EVANGELOS VASILEIOU

Coat rack in copper-plated, brilliant-chromed or black steel.

Dimensions H 178 Ø 40cm



### BALANÇOIRE ALICE ROSIGNOLI

Wall shelf in black-stained solid ash hanging from a black cord & black lacquered steel hook.


Dimensions H 80 W 110 D 20



### RITE FLORIAN DACH ET DIMITRI ZEPHIR

Wooden rail in solid American walnut with 3 movable hooks (2 in walnut & 1 in lavender blue lacquer), a mirror & a small blackboard for short notes.

Clothes hooks H 26 W 110 D 4



### ALFRED NUMÉRO 111

The **Alfred** screen, with one felt-covered panel & one empty wooden frame, sculpts space with its play on fullness & emptiness. The two elements combine to create a piece which may be used wherever desired. Frame in natural varnished solid oak; panel covered in Divina acier.

Screen H 170



### TWEET OSKO + DEICHMANN

Apologies, this item is **not available in the UK & Ireland.**

### VIDE POCHE MARIE DESSUANT

Trinket holder/shelving. Structure in solid black-stained ash, with trinket holders in argile-coloured Indiana hide.



Dimensions H 75 W 75 D 35.3

### HELLOBYE MARION STEINMETZ

A versatile & compact console/writing desk/dressing table: the lid conceals a mirror on its underside, whilst the leather straps lend the necessary stability. Grey lacquered metal frame with carcass in black-stained solid ash. Small removable drawer with grey lacquered interior.



Dimensions H 118 W 100 D 44

### WALL FIGURE FRÉDÉRIC RUYANT

A useful & secret console-desk which can accommodate a 17" laptop. Base of desk in black lacquered steel; chest in MDF finished in European walnut-grained veneer. See opposite for details of wall chest.



Dimensions H 98.5 W 100 D 35/61



### WALL FIGURE FRÉDÉRIC RUYANT

Wall cupboard, offering additional storage to complement the **Wall Figure** console-desk: MDF finished in European walnut-grained veneer, with sliding mirrored front. See opposite for details of console-desk.

Dimensions H 27 W 100 D 20

### KERMÈS EVANGELOS VASILEIOU

An elegant open sideboard which puts a very contemporary twist on the best of Fifties & Seventies style. Satin black-stained MDF with red or lavender blue lacquered interior. Feet in solid satin black-stained ash. Internal shelves are fixed.



Dimensions H 125 W 120 D 40

### BIPLAN ATELIER BL 119- BLAIN & DIXNEUF

A small wooden wall shelf, ideal for books & decorative items. Structure in American walnut; shelves in silk grey lacquered MDF. Each set of triangular profiles supports 2 shelves.



Dimensions H 74 W 116 D 19



### TROMPE L'ŒIL BERNARD MOÏSE

An interesting mirror with frame in matt black soft-touch lacquer: one corner of the frame sticks out, giving a 3D effect.

**Dimensions** H 210 W 70 D 7



### FRAMES MARINA BAUTIER

Apologies, this item is **no longer available in the UK & Ireland.**



### BELIZE KENSAKU OSHIRO

Attractive mirror with frame in solid American walnut finished in soft-touch clear lacquer, or in matt black-stained solid ash. Mirrored glass mounted on an MDF backing. May be hung horizontally or vertically.

**Small mirror** H 70 W 60 D 6  
**Large mirror** H 180 W 90 D 6



### NARCISO ALICE ROSIGNOLI

Round mirror: the thick edging in cherry veneered MDF gives an interesting optical effect.

**Dimensions** Ø 74.5 D 23



### NUBO GAMFRATESI

Here, the simple space-saving wall shelf metamorphoses into an occasional desk. Nubo offers a functional work surface equipped with a cable slit & a retaining bar for documents. Structure in natural oak veneered beech multi-ply with exterior clad in polyether foam & upholstered in Divina wool. Shown both open (above), held open by 2 metal struts, & closed (below).

**Dimensions** H 55 W 80 D 14/62



### LOID ROBERTO PAOLI

Oval mirror in 3 parts, each set at different levels. Wall fixing in Epoxy black lacquer. Mounted horizontally.

**Dimensions** H 91.5 W 110 D 8.7



### VANITY SHELF OTOFSTOCK

An unusual & original wall mirror with additional storage, linked by a leather strap & suspended from a large hook. Structure of round mirror & rectangular shelf storage in black lacquered aluminium; both are suspended from a black lacquered steel hook via a natural-coloured leather strap which encircles each element.

**Dimensions** H 93 W 55 D 8



### OPONCE STUDIO C&PY ET JC AMEY

An opuntia ('oponce' in French) is a plant from the cactus family with flat, racket-shaped stems. This analogy of form was clearly the inspiration for the name of this mirror, which is composed of three car rear view mirrors fixed onto an MDF frame & then covered in saddle-stitched leather.

**Dimensions** H 43 W 35.6 D 16.2



### LA BALLERINE G. MINO & D. SALVATICO

Wall-mounted mirror with rail in natural satin varnished solid European walnut.

Dimensions H 170 W 70 D 17,5



### MON BEAU MIROIR MICHAEL KOENIG

Hanging mirror with structure & hook (4,6 cm) in brilliant- chromed steel. Choice of 2 sizes.

Small mirror H 85 W 41 D 3  
Large mirror H 119 W 55,5 D 4



### BISCUIT MICHAEL KOENIG

Amalgamation of mirrors of various dimensions to create one large & highly original mirror. Superimposition of mirrors glued to a panel of black lacquered MDF; may be hung either vertically or horizontally.

Dimensions H 107 W 150



### YUBU ROBERTO PAOLI

A striking generously-proportioned mirror with small storage spaces coloured in elegantly-graduated shades. These seem to be suspended, as if ready to take flight. Round mirror (Ø 111 cm) with 5 lacquered cube-shaped inserts coloured argile, éléphant, blanc, anthracite, noir.

Dimensions H 114 Ø 111 D 17



### CAPITON EMILIE COLIN GARROS

Wooden clothes hooks, upholstered in Divina fabric (specific colours only), quilted with white leather buttons. Will bring a touch of warmth to any entrance or hallway.

Small H 14,5 W 21 D 7,4  
Medium H 32,5 W 22,4 D 7,8  
Large H 45 W 31 D 12



### MIRRKO N. NASRALLAH & C. HORNER

3D mirror in brilliant-polished folded, soldered sheet stainless steel, producing the effect of an interplay of non-distorted images on all its visible faces. May be hung from any of its 4 sides, either alone or as part of a playful, animated grouping.


Dimensions H 45,7 W 44,2 D 15,8



### ENDLESS DELO LINDO

Screen with 5 panels covered in Divina fabric. Choice of black/grey, green or amethyst; single colour screens also available in your choice of Divina colour.

Each panel H 161 W 26



### CLOUDS R. & E. BOURULLEC

An innovative, colourful decorative motif concept: whether placed on the ground, fixed to a wall or suspended from the ceiling, they produce a unique three-dimensional effect. Available in Divina or Tempo fabrics in a range of colour combinations; each piece is bicolour (double-sided).

Available in packs of 8 or 24.



# OCCA- SIONAL TA- BLES

**FANCY CHIC**  
FRÉDÉRIC RUYANT





**CM 191**  
PIERRE PAULIN



## NOLLY EVANGELOS VASILEIOU



Low table with legs in solid black-stained ash, lower (fixed) top in black ash-stained panels & upper top in satin argile or satin lavender blue lacquered MDF, which rotates over the lower one thanks to a double disc & ball bearing assembly.

**Low table (closed)** H 35 Ø 65  
**Low table (fully open)** H 35 W 89

## TEATIME THOMAS MÜLLER & JÖRG WULFF



A fine Fifties-inspired sofa end table which is nonetheless completely of our time, adapted to today's way of living. The top in natural 'sawn' oak sits on a brilliant-chromed metal base: turn the top over as shown here to reveal its stunning satin lacquered finish – choice of pink (shown left), or graphite. Top may be removed from base for use as a real tray.

**Sofa end table** H 35 W 57.5 D 64

## CUTS PHILIPPE NIGRO



A functional, irregular-shaped low table. The top is created from a flat surface which is 'disrupted' by notches to create 4 distinct tops at 3 different heights (17, 25 & 32 cm). The angulation of the two intersecting notches is 28°. The surfaces are suitable for a whole range of uses whilst the notches serve as magazine storage. Made from satin white lacquered expanded moulded polyurethane, with steel reinforcement.

**Low table** H 32 W 100 D 100

## LADY CARLOTTA CHRISTIAN GHION



Low table with base in black-stained solid ash; surface of top in natural varnished solid oak with softly rounded black-stained ash edging.

**Low table** H 35 W 90 D 90

## POPPY PATTERSON NUMÉRO 111



A sculptural low table constructed from broken lines, fashioned by the designers as a monolith from the meeting of sawn natural oak & lacquered wood. Made from sawn natural oak veneered wood, with top finished in satin graphite grey lacquer. Supplied with 4 adjustable jacks.

**Low table** H 24.5 W 90 D 95



## ISO MARIE CHRISTINE DORNER

A high-quality low table with structure & base made from 25 x 25 mm blocks of black or natural solid ash, with top in white marble-effect ceramic stoneware.

**Low table** H 40 W 70 D 70.

## TEATIME THOMAS MÜLLER & JÖRG WULFF



A fine Fifties-inspired sofa end table which is nonetheless completely of our time, adapted to today's way of living. The top in natural 'sawn' oak sits on a brilliant-chromed metal base: turn the top over to reveal its stunning satin lacquered finish – choice of pink (seen opposite), or graphite. Top may be removed from base for use as a real tray. Pictured here with natural 'sawn' oak section of top uppermost.

**Sofa end table** H 35 W 57.5 D 64

## CM 191 PIERRE PAULIN



Low table with black lacquered steel wire base in the form of twin V-shaped arcatures & a rectangular top in MDF finished in natural varnished cherry veneer.

**Low table** H 37 W 47 L 140

## MALANG HELMUT JOUSTEN



Square pedestal table with base in matt chromed steel & top in solid hand-sculpted, stained, varnished rosewood.

**Pedestal table** H 40 W 40 D 40

## ASHERA NOÉMIE ROGNON



A timeless low table in solid wood & glass. The way in which the solid wood pieces are assembled evokes the arborescence of branches in a tree. 12 mm thick 'cristal' glass top. Base available in a choice of four finishes: American walnut, European walnut, cherry or natural oak.

**Square** H 26.5 W 100 L 100  
**Rectangular** H 26.5 W 80 L 130

## STRATES PAGNON & PELHAÏTRE

Low table with three superimposed tops, the upper two of which pivot; base in Epoxy black lacquered steel. Impressive choice of gloss lacquered & veneered finishes – please ask your Ligne Roset stockist for the full list. Shown left: low table when closed.



**Low table when closed** H 35 W 80 D 80  
**Low table when fully open** H 35 W 122 D 122

## PONTON OSKO + DEICHMANN

Low table with top surface in lightly oiled, clear varnished solid walnut resting on a brilliant-chromed steel frame. A glass surface rests on the lower part of the frame, on which a glass vase may be positioned so that any flowers, etc. placed in it pass through the top surface.



**Small square low table** H 30 W 91 D 91  
**Large square low table** H 30 W 120 D 120  
**Rectangular table** H 30 W 120 D 70

## FANCY CHIC FRÉDÉRIC RUYANT

Low table with structure & base in copper-plated curved flat steel with anti-oxidization treatment. Top finished in black Fenix NTM high pressure laminate. Available in square or round versions.



**Low square table** H 27 W 90 D 90

## BRUNCH

Height-adjustable table which easily converts to a dining table by means of a top that pivots through 90° & opens out to double its size. Top in satin white lacquered MDF; base in Epoxy white lacquered steel. Shown here at dining table height.



**Dimensions when closed** H 26-81 W 110 D 70  
**Dimensions when open** H 26-81 W 110 D 140

## O.BA PAGNON & PELHAÏTRE

Height-adjustable table which easily converts to a dining table by means of a top (thickness 16 mm) that pivots through 90° & opens out to double its size. Choice of graphite lacquered base with black-stained ash top or white lacquered base with white lacquered top. Shown here at dining table height.



**Dimensions when closed** H 38-74 W 110 D 70  
**Dimensions when open** H 38-74 W 110 D 140

## STRATES PAGNON & PELHAÏTRE

Low table with three superimposed tops, the upper two of which pivot; base in Epoxy black lacquered steel. Impressive choice of gloss lacquered & veneered finishes – please ask your Ligne Roset stockist for the full list. Shown left: low table when open.



**Low table when closed** H 35 W 80 D 80  
**Low table when fully open** H 35 W 122 D 122

## ANTIGONE PIERRE PAULIN

Low table with structure in black-stained or natural solid beech, equipped with adjustable jacks; top in 12 mm thick clear glass. A true timeless classic.



**Low table** H 26.5 W 80 D 80

## FANCY CHIC FRÉDÉRIC RUYANT

Low table with structure & base in copper-plated curved flat steel with anti-oxidization treatment. Top finished in black Fenix NTM high pressure laminate. Available in square or round versions.



**Low round table** H 27 Ø 90

## BRUNCH

Height-adjustable table which easily converts to a dining table by means of a top that pivots through 90° & opens out to double its size. Top in satin white lacquered MDF; base in Epoxy white lacquered steel. Shown here at its lowest height.



**Dimensions when closed** H 26-81 W 110 D 70  
**Dimensions when open** H 26-81 W 110 D 140

## O.BA PAGNON & PELHAÏTRE

Height-adjustable table which easily converts to a dining table by means of a top (thickness 16 mm) that pivots through 90° & opens out to double its size. Choice of graphite lacquered base with black-stained ash top or white lacquered base with white lacquered top. Shown here at mid height.



**Dimensions when closed** H 38-74 W 110 D 70  
**Dimensions when open** H 38-74 W 110 D 140

## CHINO ROBERTO PAOLI

Low table in curved 'cristal' glass.



Low table H 35 W 153 D 57

## PONT

A useful collection of low tables in 12 mm thick clear or anthracite-coloured formed glass. Also available as a console table.



Low tables H 38 W 70 L 130; H 38 W 60 L 110

## 3+1 PHILIPPE MATHIEU

Low table with 3 fixed tops finished in gloss black or white lacquered MDF & one removable top with MDF edging finished in gloss red or gloss white lacquered MDF. Base in brilliant-chromed tubular steel Ø 16 mm.



Low table H 45 W 99 D 99  
Removable top H 4.5 Ø 42

## ALSTER EMMANUEL DIETRICH

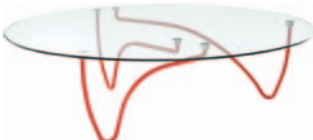
Low table with top in 20 mm thick light grey-veined white Carrara marble or 32 mm thick white laminated MDF, both with bevelled edge. Central steel pedestal finished in Epoxy white lacquer.



Small table/marble top H 28 W 95 D 95  
Small table/laminated top H 29 W 95 D 95  
Large table/marble top H 28 W 130 D 130  
Large table/laminated top H 29 W 128 D 128

## RYTHME ANGIE ANAKIS

Table with oval top in 8 mm thick clear toughened glass & matt black or red lacquered steel base Ø 15 mm.



Oval table H 30 W 90 L 110

## SALDO NICK RENNIE

Apologies, this item is **not available in the UK & Ireland**.



## BROOKLYN GINO CAROLLO

Low table consisting of two tables in 12 mm thick curved clear glass with clear plastic gliders: the small table is positioned 'astride' the large table.



Large table only H 38 W 131 D 60  
Small table only H 40 W 70 D 40  
Overall dimensions H 40 W 131 L 70

## BOOK&LOOK PAGON & PELHAÏTRE

Low table/bookshelf with top, bottom & racks in 10 mm thick MDF resting on a discreet 25 mm thick base equipped with adjustable jacks. Available in satin white lacquer; or with top & bottom in argile or elephant lacquer with walnut veneered vertical separations and shelves.



Low table/bookshelf H 374 W 110 D 110

## DUALIST CHRISTIAN GHION

Low tables in wood & lacquer: a generous storage space is concealed behind a system of sliding arches. Available in natural or anthracite-stained sawn oak with an argile lacquered base & feet.



Rectangular low table H 34 W 130/183 D 70  
Square low table H 34 W 90/123 D 90  
Bedside table with drawer H 59 W 30 D 35

## 360 DEGRÉS ROBERTO PAOLI

A flexible sofa end table which, thanks to its relative height and 360° rotating additional top, answers every domestic requirement relating to mobility & flexibility. Structure in steel with tops in satin white lacquered MDF.



Sofa end table H 39 W 60 L 90



## PIANI ANDREAS KOWALEWSKI

A practical, simple & meticulously-constructed low square table made entirely from solid wood, with black-stained ash for the base & solid American walnut for the top. Also available as an occasional table & bed-side table (not shown).

**Low table** H 36 W 85 D 85  
**Occasional table** H 60 W 48 D 48  
**Bedside table** H 42.5 W 62.5 D 49.5



## CADENCE AMANDINE CHHOR & AÏSSA LOGEROT

Low table & occasional table. Top in white marble-effect stoneware; white lacquered steel structure.

**Low table** H 35 Ø 70.6  
**Sofa end table** H 45 Ø 35.6

## ESTAMPE NOÉ DUCHAUFOR-LAWRANCE

Square or rectangular low table with base in argile lacquered steel & thick lower surface in natural, argile-stained or anthracite-stained sawn oak. The upper surface, also in sawn oak, incorporates a top covered in pebble-coloured linoleum.



**Square low table** H 35 W 118 D 118  
**Rectangular low table** H 35 W 120 D 70



## ESTAMPE NOÉ DUCHAUFOR-LAWRANCE

Sofa end table with base in argile lacquered steel & thick lower surface in natural, argile-stained or anthracite-stained sawn oak. The upper surface, also in sawn oak, incorporates a top covered in pebble-coloured linoleum.

**Sofa end table** H 50 W 38 D 38

## ROSIS C. DONDOLI & M. POCCHI

Trio of identical low tables in 10 mm thick clear curved glass.



**Each table** H 31 W 40.5 L 64



## ROSIS C. DONDOLI & M. POCCHI

Set of 3 low tables in 10 mm thick clear curved glass. Each table is identical. May be arranged in circular fashion as shown.

**Overall dim's as shown above** H 31 W 88 L 78

## INTERSTICE NOÉ DUCHAUFOR-LAWRANCE

A low table with a boat frame outline, ideal for displaying a key object or slipping in some books, comprising 4 surfaces linked to each other by brilliant-chromed steel connectors. Choice of finishes: solid walnut (shown left) or gloss white lacquered MDF.



**Low table** H 28.5 W 84 L 150



## INTERSTICE NOÉ DUCHAUFOR-LAWRANCE

A low table with a boat frame outline, ideal for displaying a key object or slipping in some books, comprising 4 surfaces linked to each other by brilliant-chromed steel connectors. Choice of finishes: solid walnut or gloss white lacquered MDF (shown left).

**Low table** H 28.5 W 84 L 150

## FRAGA GAM FRATESI

Highly original low tables. Structure in panels of chipboard clad in anti-combustion polyurethane Bultex foam & polyester quilting covered in Dia or Uniform fabrics. Base in solid beech. Removable top in stained beech multi-ply.



**Low table** H 22 W 140 D 50  
**Removable top** H 5 W 100 D 40



## FRAGA GAM FRATESI

Highly original low tables. Structure in panels of chipboard clad in anti-combustion polyurethane Bultex foam & polyester quilting covered in Dia or Uniform fabrics. Base in solid beech; removable top in stained beech multi-ply.

**Low table** H 22 W 100 D 70  
**Removable top** H 5 W 60 D 60

## ELIZABETH NATHAN YONG

Apologies, this item is **not available in the UK & Ireland**.



## GARRY ERIC JOURDAN

Apologies, this item is **not available in the UK & Ireland**.



## HELLOBYE MARION STEINMETZ

Console table with black lacquered steel structure; upper section finished in black-stained ash veneer. Mirrored flap door is held open by 2 black leather straps. A small removable surface, also in black-stained ash (with silk grey lacquered interior), is located in the right-hand niche.



Console table H 85/118 W 100 D 35/44

## ROTOR PAGNON & PELHAÏTRE

Low table with three superimposed tops, the upper two of which pivot. Epoxy anthracite lacquered metal base. The ever-expanding choice of finishes now includes satin black & gloss white lacquer, & mastic, argile & elephant lacquer.



Low table H 33.1 W 90 D 90  
With 2 tops open H 33.1 W 137.1 D 130.9

## SPACE PAGNON & PELHAÏTRE

To complement the range of storage of the same name, & in the same design as the open storage elements in that range, low tables with tops in white marble-effect ceramic stoneware. Frame in rectangular-section metal tubing finished in Epoxy white lacquer or black chrome.



Small low table H 35.2 W 34.5 D 35.5  
Medium low table H 35.2 W 69 D 35.5  
Large low table H 35.2 W 99.2 D 99.2

## ANYTIME PAGNON & PELHAÏTRE

Low table comprising an arch & a lower surface. The arch is in 10 mm thick clear, grey or red frosted toughened glass; the lower surface is in either white lacquer or latic table in the case of frosted glass, or latic centre in the case of grey or red glass.



Low table H 30 W 90 D 90

## PALETTE PASCAL MOURGUE

Sofa end table in moulded earthenware finished in white, gold, platinum, pink, red, black, copper, sea blue or blue.



Sofa end table H 35 W 65 D 34.5

## BOB LEE WEST

A small, light occasional table in clear varnished cork which will fit neatly into any interior, offering an ideal counterpoint to the cork version of the Glaçon occasional table (shown below).



Occasional table H 35 Ø 32

## GLAÇON LEE WEST

Sofa end table in moulded earthenware finished in a choice of finishes: white, copper, gold, platinum, pink, red, black, blue or sea blue. Also available in clear varnished cork (shown right).



Sofa end table H 34 W 33 D 33

## GLAÇON LEE WEST

A new version of the Glaçon sofa end table in clear varnished cork. Also available in black, white, red, pink, blue, sea blue, copper, gold or platinum-coloured moulded earthenware (shown left).



Sofa end table H 34 W 33 D 33

## ELYSÉE PIERRE PAULIN



**2-tier pedestal table** H 44,8 Ø 50  
**4-tier pedestal table** H 67,8 Ø 50

## THOT PIERRE PAULIN



A pedestal table which fits neatly into a perfect & almost cubic 50 x 50 cm space. Available with top & legs in satin-varnished natural solid walnut as shown.

**Pedestal table** H 50 Ø 55

## PEBBLE NATHAN YONG



Pair of low pebble-shaped tables with tops in solid American walnut & bases in matt black lacquered tubular steel. These are sold separately, but are designed to be used together if desired: the top of the convex table fits over the top of the concave table.

**Concave low table** H 20 W 100 D 110

## LOVE ME MARTINO D'ESPOSITO



Structure in gloss black lacquer with top in mirror-polished stainless steel. The handle, in the shape of a half-heart, is reflected in the top to form a complete heart.

**Pedestal table** H 57 Ø 34

## BOBINE MICHAEL KOENIG



Height-adjustable table with brilliant-chromed steel base & top in 15 mm thick white lacquered glass, 40 mm thick solid American walnut or clear glass.

**Height-adjustable table/glass top**  
H 73/98 Ø 80/100



## ELYSÉE PIERRE PAULIN

Pedestal table with between 2 & 5 surfaces: tops in bevelled MDF (Ø 40/50), linked with aluminium lacquered formed tubing. The monogram of Pierre Paulin is applied to the underside of each surface. Choice of finishes: gloss white, mastic, argile or elephant lacquer.

**3-tier pedestal table** H 46,3 Ø 50  
**5-tier pedestal table** H 89,3 Ø 50

## ODA CHRISTIAN WERNER



Designed to complement the Prado settee, a sofa end table with lacquered metal base & top in matt grey or matt anthracite lacquered aluminium. Slides beneath the settee, offering a practical resting place for mobile devices, books, etc. Also available: occasional table with top in grey or mustard lacquer.

**Sofa end table** H 41,5 Ø 100  
**Occasional table** H 42 W 48 D 43

## PEBBLE NATHAN YONG



Pair of low pebble-shaped tables with tops in solid American walnut & bases in matt black lacquered tubular steel. These are sold separately, but are designed to be used together if desired: the top of the convex table fits over the top of the concave table.

**Convex low table** H 26 W 100 D 110



## CIRCLES MARIA JEGLINSKA



Small occasional table in Epoxy satin black lacquered steel.

**Small occasional table** H 43 Ø 36,5  
**Large occasional table** H 53 Ø 42  
**Indoor/outdoor pedestal table**  
H 73,5 Ø 64

## BOBINE MICHAEL KOENIG



Occasional tables with brilliant-chromed steel bases & tops in 15 mm thick white lacquered glass, 40 mm thick solid American walnut or clear glass.

**Low table/white lacquered glass top**  
H 45/72 Ø 80  
**Occasional table/white lacquered glass top**  
H 73/98 Ø 80  
**Occasional table/walnut top**  
H 76/110 Ø 80

## DIAMANT FRÉDÉRIC RUYANT

Pedestal table with brilliant-chromed steel frame & top in 15 mm thick clear toughened glass. Also available in Epoxy black lacquered steel with top in 15 mm thick black toughened glass.



**Pedestal table** H55 W40 D40

## STUMP PIERRE CHARPIN

Occasional table in grey-veined white Carrara marble, hewn from one piece, polished then finished with an anti-stain treatment.



**Occasional table** H45 W30 D36

## LUPO PIERRE PAULIN

A reproduction of one of Pierre Paulin's very first designs from 1953. Mobile occasional table in solid oak with two cutout handles on top & slim lateral edging on the two long sides. The screen-printed signature of Pierre Paulin appears in light grey on the edge of the top near the handle.



**Occasional table** H39 W72 D50

## 10 VAGUES DAMIEN HAMON

Stool in clear satin varnished solid American walnut. A beautiful piece of craftsmanship in which right-angled solid walnut structures are juxtaposed. The material is shown to great effect, as is the woodworker's skilful alignment of each element.



**Stool** H39.2 W56.6 D31

## PARIGI STUDIO CATOIR

Pedestal table with base in gloss black lacquered turned solid limewood; top in natural varnished solid sycamore.



**Pedestal table** H50 Ø40

## DIAMANT FRÉDÉRIC RUYANT

Sofa end table with frame in Epoxy black lacquered steel & top in 15 mm thick black toughened glass. Also available in brilliant-chromed steel with top in 15 mm thick clear toughened glass.



**Sofa end table** H35 W60 D60

## SOFT MAG FRÉDÉRIC RUYANT

Low table/magazine rack with structure and base in black lacquered steel. Top in MDF finished in black-stained ash veneer. Suspended magazine rack in Divina anthracite, noir or bleu canard.



**Low table** H39 W120 D65

## LUPO PIERRE PAULIN

A reproduction of one of Pierre Paulin's very first designs from 1953. Mobile occasional table in solid black-stained oak with two cutout handles on top & slim lateral edging on the two long sides. The screen-printed signature of Pierre Paulin appears in light grey on the edge of the top near the handle.



**Occasional table** H39 W72 D50

## ITISY PHILIPPINE LEMAIRE

Low table comprising 3 small pivoting pedestal tables which may be unfolded as required. Tops in solid oak finished in natural varnished sawn-effect (NB not sides) oak veneer. Linking-pieces in grey lacquered steel.



**When closed** H49 W80 D80

**When fully open** H49 W116 D44

## OFFRANDE PASCAL MOURGUE

Occasional table made from enamelled earthenware & finished in chestnut (standard), white, gold, platinum, copper, red, black, blue or sea blue. Removable bowl.



**Occasional table** H38 Ø54

## ROCHER HERTEL & KLARHOEFER

Structure in MDF finished in American walnut veneer. The below-indicated width corresponds to that of the lower section of the occasional table; the upper section is 30 cm wide.



Occasional table H 45 W 42 D 42

## KUF MICHAEL KOENIG

KUF is oriental in spirit, romantic & cosy with a dialogue between 3 materials: turned cherry or American walnut & aluminium. Small table available in brilliant-polished aluminium or clear varnished solid cherry; large occasional table available in clear varnished solid American walnut.



Small occasional table H 32/34.5 Ø 32  
Large occasional table H 47 Ø 47

## YAKI

A small, unassuming pedestal table with top in white marble-effect ceramic stoneware. White lacquered metal base & stem.



Pedestal table H 50 Ø 28

## CHANTERELLE

Structure in brilliant-chromed steel; top made from a log of solid walnut with visible knots & fissures. The diameter of the top varies between 25 cm & 35 cm. Each pedestal table is unique.



Pedestal table H 52 Ø 25-35

## ONE SHAPE MARIE CHRISTINE DORNER

An attractive occasional table comprising three elements: the flat surface, the curve & the void. Available in a choice of two different finishes, both of which demand very different production techniques: matt black-stained 'sawn' solid ash or gloss white lacquered ceramic with expanded polyurethane injected into its interior for reinforcement.



Occasional table H 40 W 40 D 40

## ROCHER HERTEL & KLARHOEFER

Structure in MDF finished in brilliant-polished sheet aluminium. The below-indicated width is that of the lower section of the occasional table; the upper section is 30 cm wide.



Occasional table H 45 W 42 D 42

## PHOBOS MARIE CHRISTINE DORNER

A classic sofa end table which will fit just as easily into a classic interior as it will into more contemporary surroundings. Pivoting top Ø 37 cm on a tripod base in gloss copper-plated steel finished with anti-oxidization varnish.



Sofa end table H 50 W 48 D 54

## LUNATIQUE INGA SEMPÉ

Oval pedestal table: base in gloss lacquer/brilliant chrome; top in gloss red/white lacquer or ebony-stained oak (brilliant-chromed base only).



Pedestal table H 41.5/59 W 58 D 36

## GRANDE LUNATIQUE INGA SEMPÉ

Oval pedestal/dining table: top in white/mastic/argile/elephant laminated fibre-board with matching laminated base & lacquered metallic stem. Height-adjustable via an articulated ring set into centre of top. Also available as a café table.



Pedestal/dining table H 50/74 W 84 D 71  
Dining table/café table H 75/100 W 83.5 D 70.2

## COULISS PHILIPPINE LEMAIRE

At times a small bedside table, at others a sofa end table, Couliiss works just as well in the bedroom as it does in the living room. Couliiss is just as useful when open as it is when closed; in the latter case small objects may be concealed inside it. Base in black lacquered steel; elephant lacquered wood chest; top in solid American walnut.



Bedside/sofa end table H 70 W 45 D 30





## RUBAN JEAN-FRANÇOIS D'OR

A strikingly elegant, cleanly drawn & beautifully-made glass occasional table. Made from curved 'cristal' glass.

Occasional table H 44 W 39 D 45



## WARP OLIVER SCHICK

Pedestal table with base in Epoxy lacquered steel & satin lacquered MDF top. Top incorporates a handhold which enables the table to be moved around with ease. Ideal for working on a laptop or eating whilst comfortably installed on one's settee. Available in black or white.

Pedestal table H 65 Ø 53



## PISA ROBERTO PAOLI

Nesting tables in 10 mm thick clear curved glass. Timeless classic lines.

Nesting tables H 35/41 W 25/30 D 30/37



## CORNER'S PLACE FRÉDÉRIC RUYANT

A sleekly elegant glass occasional table offering clarity of form & original detailing. 10 mm thick curved 'cristal' glass.

Occasional table H 35 W 45 D 45



## LOVEY BRAD ASCALON

Apologies, this item is **no longer available in the UK & Ireland.**



## EZOU TOUS LES TROIS

Occasional table in matt black lacquered steel. Cataphoresis (anti-corrosion) treated & finished with rustproof lacquer & UV-proof polyester lacquer. Suitable for indoor & outdoor use.



Occasional table H 40 Ø 61



## DOC EVANGELOS VASILEIOU

Set of 3 pivoting nesting tables with brilliant-chromed steel structures & tops in Carrara marble. The tables are interlinked, enabling them to be positioned at will around the arc of a circle.

Nest of tables H 36 Ø 96.5



## SALDO NICK RENNIE

A little cube-shaped version of the successful **Saldo** low table, perfectly suited for magazine storage. 8 mm thick bonded 'cristal' glass.

Occasional table/magazine rack H 40 W 40 D 40



## TAVOLETTO C. DONDOLI & M. POCCHI

Apologies, this item is **not available in the UK & Ireland.**



## NEWS TABLE FRÉDÉRIC RUYANT

Occasional table/magazine rack in 10 mm thick curved 'cristal' glass with 4 transparent plastic gliders.

Occasional table H 45 W 40 D 40

## KIJI NOÉ DUCHAUFOUR-LAWRANCE

Occasional table in natural, smoked-effect or anthracite-stained solid oak with MDF top covered in pebble-coloured linoleum.



Occasional table H 55 W 43.8 D 42

## ALBURNI LUCIDIPEVERE

Occasional table with top in transversal-cut oak veneer; black lacquered steel base. Available in both high & low versions. Given the irregular shape of the top it is possible your table may differ slightly from the dimensions quoted below.



High occasional table H 40 Ø 45/50  
Low occasional table H 32 Ø 55/60

## FOLD PHILIPPE NIGRO

Low table with 3 different-sized tops (1 large one in black soft-touch laminated panels & 2 others in natural sawn oak veneered panels). Black tubular steel base with linking system making it possible to transform 3 tables into 2, or even 1 low table. The below-indicated dimensions relate to the table when closed; when fully unfolded its dimensions are H 41 W 80 L 177.



Low table H 41 Ø 80

## ON THE ROCK M.-A. STIKER-METRAL

Sofa end table with base in solid American walnut & removable top in UV-glued blue tinted glass. Removable top may be turned & set diagonally between the tops of the legs to create a storage chest.



Sofa end table H 45 W 35.5 D 35.5

## FORÊT NOIRE MICHAEL RAASCH

Steel pedestal table finished in textured satin-finished silver grey or black lacquer.



Pedestal table H 67 Ø 40

## KAZIU GREGOR KOROLEWICZ

Occasional table in black-stained oak with contrasting top (Ø 40 cm) finished in matt white lacquer. With its practical handle & airy, geometric lines it is both elegant & functional.



Occasional table H 79 W 43 D 40

## SIDE TABLE JAN CHRISTIAN DELFS

Occasional/sofa end table with tripod base in satin-finish black-stained ash. Takes a removable round top in a copper-plated or nickel-plated finish.



Sofa end table H 50 Ø 40

## BLACK FOREST OUTOFSTOCK

High pedestal table with sculpted & assembled solid wood base finished in black-tinted varnish. Top in walnut or black-stained oak. Also available with sculpted & assembled natural varnished solid walnut base & natural varnished solid walnut top.



Pedestal table H 72 W 60 D 54.5

## MAJORDOME PINTO GUILLEMIN VOISIN

An unusual little illuminated pedestal table. Top in sawn-effect natural oak veneer; reading light consists of copper shade mounted on a copper-plated metal stem. A decorative disc is set flush into the top perpendicular to the shade. Beige textile cable. Switch set into the light fitting.



Pedestal table with light H 86 W 50 D 40

## TWEET OSKO + DEICHMANN

Apologies, this item is **not available in the UK & Ireland**.



Workstation for tablets H 79 W 41 D 34

## JUDD PATTERSON NUMÉRO 111

Bedside table in natural varnished sawn oak veneered MDF with satin-finish silk grey lacquered interior.



**Bedside table** H50 W27.5 D32.5

## CALANQUE NOÉ DUCHAUFOR-LAWRANCE

Sofa end table in gloss white enamelled moulded ceramic with enamelled top in a choice of 9 colours.



**Sofa end table** H30 W25.5 D25.5

## ODA CHRISTIAN WERNER

Low table with base in lacquered steel & top in satin-finish lacquered aluminium. Choice of argile or anthracite.



**Low table** H41.5 Ø100

## GOOD MORNING A.-S. GILLES

Round pedestal table with base in copper-plated steel & top in MDF & copper-plated sheet steel finished with a transparent varnish. Also available in gloss black, gloss white or aluminium lacquer, or brilliant chrome.



**Pedestal table** H55 Ø45

## LINDEN RENÉ BARBA

Occasional table. Available in satin-finish black-stained solid ash.



**Table** H50 Ø40



## SOIXANTE 3 THOMAS RODRIGUEZ

Small occasional table in white or grey enamelled earthenware. Suitable for indoor or outdoor use (up to -2°C).



**Occasional table** H40 Ø40

## CALANQUE NOÉ DUCHAUFOR-LAWRANCE

Low table in gloss white enamelled moulded ceramic with enamelled top in a choice of 9 colours.



**Low table** H19.5 W71 D35

## UNIR PETER JOHANSEN

Apologies, this item is **not available in the UK & Ireland**.



## O-I-X PETER JOHANSEN

Small pedestal table with a central stem in solid beech whose straight lines, no-nonsense appearance & simple construction contrast with its round, pink satin lacquered top. Its name is also its description: O for the top, I for the stem & X for the cross-shaped base, which is assembled using rectangular blocks of natural solid ash. Top in pink or white satin lacquered MDF.



**Pedestal table** H45.5 Ø42

## LINDEN RENÉ BARBA

Occasional table. Available in satin-finish anthracite-stained or natural varnished solid ash.



**Table** H40 Ø24



# DIN- ING ROOMS

**ODESSA**  
MAURO LIPPARINI





**VILNA**  
PAGNON & PELHAÏTRE



DARIA



EATON





**CINELINE**  
PAGNON & PELHAÏTRE



**SATORI**  
DELO LINDO





## BIANCO CLAUDIO DONDOLI & MARCO POCCHI

Telescopic dining table with 1 integral extension. Base in matt lacquered steel. Aluminium frame, anodised on the inside & matt lacquered on all visible faces. Top & extension in white laminated panels of particleboard with matching extension; or in white or argile lacquered glass with matching lacquered aluminium extension. The 50 cm extension is stored within the table, which can take 1 or 2 additional 50 cm extensions (ordered separately) which will extend the length of the table from 150 to 200 cm, 250 cm or even 300 cm.

**Extending dining table** H75 W95 L150/200/250/300



## ODESSA MAURO LIPPARINI

Dining table with top in 6 mm thick white or white marble-effect ceramic stoneware on a white lacquered steel base; also available with top in metallic anthracite ceramic stoneware on a black lacquered base, or with top in 12 mm thick natural varnished smoked oak-effect through-stained wood veneered MDF on a black lacquered base.

**Dining table** H75 W98 L180/240



## SATORI DELO LINDO

Apologies, this item is **not available in the UK & Ireland**.



## AVA THIBAUT DESOMBRE

Round dining table with integral folding extension (W 87). Half-tops have lip; extension does not. 2-part central lacquered or brilliant-chromed steel pedestal. Accommodates 6 when closed & 8-10 when open. Available in gloss white lacquer, ebony-stained oak veneer, walnut veneer with brilliant-chromed base; or in mastic, argile or elephant lacquer with brilliant-chromed or matching lacquered base.

**Dining table** H75.1 Ø130; length when extended 217



## FROST CLAUDIO DONDOLI & MARCO POCCHI

An elegant, practical dining table, just as suitable for everyday use as it is for special occasions. The 160 cm size will fit into many spaces & may easily be extended to 210 cm thanks to the extension beneath the top. A second extension is available as an option. Frame in satin white or anthracite lacquered aluminium; top & extensions in white or anthracite laminated particleboard.

**Extending dining table** H 75.3 W 90 L 160-210



## ODESSA MAURO LIPPARINI

Dining table with folded black or white lacquered steel base. Top in matt varnished solid European walnut blockboard or solid natural oak, thickness 40 mm with streamlined edges. Available from stock in certain sizes/finishes, or to order.

**Dining table** H 75 W 98.4/108 L 180 / 200 / 220 / 240



## LADY CARLOTTA CHRISTIAN GHION

Dining table with base in black-stained solid ash; surface of top in natural varnished solid oak with softly rounded black-stained ash edging.

**Dining table** H 75 W 90 L 190



## EATON

A contemporary solid wood table, treated with oil & finished with matt varnish: choice of European or American walnut, oak or cherry. Available in a range of widths & depths, with a fixed or extending top: the latter has a removable 50 cm extension leaf which is positioned at one end of the table once the feet have been pulled out. Matching bench also available (not shown).

**Fixed dining table** H 76 W 160-240\* D 90/100; H 76 W 270-430\* D 100

**Extending dining table** H 76 W 110-190 D 90/100 with 50 cm extension

**Bench** (not shown) H 44 W 120-230 D 36

(\*increments of 10 cm)



## ALLUNGABILE FATTORINI, RIZZINI & PARTNERS

An airily minimalist dining table with 4 'corner' legs. Structure in natural anodised aluminium; base in white lacquered steel. Top in full-body black or white Fenix laminate; or in laminate finished in smoked oak-effect veneer on its top surface & edges; or in acid-etched 'cristal' glass, opacified with white lacquer. Add up to 2 x 50 cm extensions to extend the top from 158 cm to 208 or even 258 cm.

Dining table H74 W100 L158



## CINELINE PAGNON & PELHAÏTRE

A majestic table combining ingenuity, technology & aesthetics. Top in gloss or satin white lacquered alveolar panels with brilliant-chromed steel feet; extensions are stowed vertically beneath the top on the two 'short' sides & then lifted to horizontal position. Seats 6 when folded & 10-12 when unfolded. Shown here with one extension raised.

Extending dining table H74 W160/226/292 D100



## ITISY PHILIPPINE LEMAIRE

An astonishing console table which transforms into a dining table. Its metal ball joints enable the 4 tops (Ø 54 cm) to be rearranged until they align (W 186) to form a 'square' dining table with approx. 110 cm sides which can comfortably accommodate 4 persons. Top in sawn natural solid oak. Bases in natural varnished solid oak or tops & bases in natural varnished solid American walnut. Grey lacquered metal ball joints.


When used as a 'square' dining table H75 W110 D110



## CRAFT 2 DELO LINDO

Dining table with 2 chromed pedestals which move apart to accommodate a folding integral extension. Available in gloss white, mastic, argile or elephant lacquer, or in ebony-stained oak or walnut veneer. Seats 6 when closed.

Dining table H74 Ø130; H74 W130 D130



## VILNA PAGNON & PELHÂTREI

A table of pared-down lines which fully utilises the characteristics of full-body ceramic stoneware for an impression of unparalleled visual lightness. The top, which overhangs by around 12 cm, renders the structure hardly visible. Available with tops in white or white marble-effect ceramic stoneware with brilliant-chromed base, or with top in metallic anthracite ceramic stoneware with slightly grained black lacquered finish. Also available with top in smoked oak veneer & brilliant-chromed or black lacquered base.

**Dining table** H 74 W 100 L 240



## DARIA

Dining table with integral extension; base with side panels & legs in assembled solid beech, finished in ash veneer. 2 superposed tops in either 6 mm thick full body ceramic stoneware glued onto a 6 mm thick glass support (total thickness 12 mm), or matt black/white Fenix NTM high pressure laminate applied to a 22 mm thick panel of MDF with edges in matt black anti-shock ABS (matt black) or natural ash (matt white).

**Ceramic stoneware version** H 75.3 W 86.4 L 158  
**Fenix version** H 75.3 W 100.2 L 158



## GRANDE LUNATIQUE INGA SEMPÉ

Oval low/dining table or dining/café table with top in 22 mm thick lacquered laminated fibreboard; base & metallic stem are Epoxy lacquered to match top (choice of white or argile lacquer). The base/stem is a sliding profile which renders the height of the table freely adjustable between 50-75 cm in the case of the low/dining table, or 75-100cm in the case of the dining/café table. This movement is assisted by a jack operated by an articulated ring set into the centre of the top.

**Low/dining table** H 75 W 83.5 D 70.2 / H 75 W 100 D 86.8  
**Dining/café table** H 100 W 83.5 D 70.2



## PIAZZA MICHAEL KOENIG

Top cut in an elegant & original elliptical shape with one straight side, thus enabling it to be pushed against a wall when not in use. Just pull out from wall to seat four. Base & stem in red, white or black Epoxy lacquered steel; piston barrel in brilliant-chromed steel with operating lever; top in 15 mm thick clear toughened glass with polished edge. Height of top is continuously adjustable from dining table to bar table height.

**Height-adjustable table** H 75.5-100.7 W 68 L 90



# SIDE- BOA- RDS

**MIXTE**  
MAURO LIPPARINI








## MIXTE MAURO LIPPARINI

A new unstructured sideboard, the basic version of which has 4 doors, all with 'push' mechanism, although the right-hand door may be replaced with open shelving as shown. A version with 2 coplanar doors (not shown) is also available. Finished in sawn-effect veneer, with doors either matching or in satin white, mustard, mastic, argile or elephant lacquer. Bases are brilliant-chromed or argile-lacquered.

**Low sideboard** H 713 W 1820 D 472



## ET CETERA PAGNON & PELHAÏTRE

A 3 or 4-bay sideboard, each section of which takes either a hinged door or a block of 4 drawers. Doors & drawers are equipped with 'push' mechanism. Choice of anthracite-stained, argile-stained or natural-finish sawn-effect oak with interiors in white or argile lacquer; tops are in white lacquered glass in the case of the white lacquered finish, or in argile or black lacquered glass. Fronts are matched to carcasses, or in white or argile lacquer.

**Sideboard** H 920 W 1577 D 389 / H 920 W 2104 D 389



## BOOK&LOOK PAGNON & PELHAÏTRE

Attractive sideboard on feet with 2 doors & 2 drawers (the front of each drawer looks like 2 drawer fronts). Doors & drawers are equipped with a 'push' catch mechanism. Available in mastic, argile, elephant, black or gloss white lacquer, with either a matching top or one in walnut or marble.

**Sideboard with 2 doors & 2 drawers** H 713 W 2100 D 460  
Further Book&Look products may be found in the Storage & Home Office sections



## HYANNIS PORT ERIC JOURDAN

To match the range of storage of the same name, a sideboard with 2 doors & 3 drawers. Finished in gloss white lacquer, with brilliant-chromed handles & feet.

**Sideboard with drawers & doors** H 797 W 160 D 52  
Further Hyannis Port products can be found in the Storage & Home Office sections.



## LINES PETER MALY

Low sideboard, set on a solid base or underframe; drawers are equipped with an internal drawer, with DVD storage in the main drawer. Choice of finishes: gloss white lacquer with satin white interior, or gloss black lacquer with satin black interior.

**2-module sideboard on base** H 419 W 150 D 56  
**2-module sideboard on underframe** H 60 W 150 D 56  
**3-module sideboard on base** H 419 W 220.5 D 56  
**3-module sideboard on underframe** H 60 W 220.5 D 56



## EVERYWHERE CHRISTIAN WERNER

Structures finished in pure or gloss white lacquer, or mastic, argile or elephant lacquer. Tops matched to carcasses, or in lati sable or lati cendre; interiors matched to carcasses.

**Sideboard with 3/6 drawers & 2 doors** H 94.2 W 138.4/206.9/276.9 D 44.0

**Sideboard with 2 doors** H 94.2 W 138.4/206.9/276.9 D 44.0

**Sideboard with 3 drawers & 1 door** H 94.2 W 138.4 D 44.0

**Sideboard with coplanar doors** H 84.8 W 196.2 D 44.0



## EVERYWHERE CHRISTIAN WERNER

A new sideboard on legs with 3 or 4 doors. The 4-door version is created by juxtaposing 2 x 2-door chests; the 3-door version (not shown) is created by juxtaposing 1 x 2-door chest & 1 x 1-door chest. Its 15 cm legs are either matt or brilliant-chromed, or white lacquered.

**4-door sideboard** H 73 W 276.9 D 44

**3-door sideboard** H 73 W 207.7 D 44



## ESTAMPE NOÉ DUCHAUFOR-LAWRANCE

Combining elegance, sobriety & finishing details, Estampe is marked out by fronts & sides in sawn oak, doors & drawers with slimmed-down edges & rounded corners, & a fixed linoleum-covered top. Available with 3 doors, 3 doors & 3 drawers, 4 doors & 3 drawers, or with 3 drawers & shelves to the left as shown. Choice of finishes: argile-stained or anthracite-stained sawn oak veneer or natural-finish sawn oak veneer.

**Sideboard with 3 doors** H 790 W 1359 D 470

**Sideboard with 3 doors & 3 drawers** H 790 W 1812 D 470

**Sideboard with 4 doors & 3 drawers** H 790 W 2265 D 470



## DINO ERIC JOURDAN

Sideboard with gloss aluminium-finished feet comprising chests which are 'enrobed' with an oak veneered frame to the right-hand side and rear. Available with 3 drawers & 1 door, or with 3 doors & 2 drawers (as shown). Doors available in white, mastic, argile or elephant lacquer; drawers are finished to match doors, or in a choice of white, mastic, argile, elephant, mustard or lavender blue lacquer.

**Sideboard with 3 doors & 2 drawers** H 66 W 204 D 55



## DEDICATO DIDIER GOMEZ

Sideboard in gloss white, argile or elephant lacquer; tubular framework finished in 'brilliant steel'. Sideboards in gloss white lacquer have tops in toughened milk glass; those in argile or elephant lacquer have glass tops coloured to match the chests.


**2-door sideboard** H 75 W 128 D 45

**3-door sideboard** H 75 W 189 D 45

**4-door sideboard** H 75 W 250 D 45

# DINING CHAIRS

**VIK**  
THIBAUT DESOMBRE







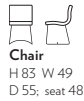
TV  
PIERRE PAULIN



**ALSTER**

EMMANUEL DIETRICH

## SALA PASCAL MOURGUE



**Chair**  
H 83 W 49  
D 55; seat 48



**Carver chair**  
H 83 W 58  
D 57; seat 48

## FIL PASCAL MOURGUE



**Chair  
(felt version)**  
H 80 W 48.5  
D 55.5; seat 48

## ROCHER HERTEL & KLARHOEFER



**Chair**  
H 84.5 W 52  
D 57; seat 46

## FACETT R. & E. BOUROULLEC



**Carver chair**  
H 81 W 67  
D 60; seat 49

## SALA PASCAL MOURGUE



**Chair**  
H 83 W 49  
D 55; seat 48

## ELSA FRANÇOIS BAUCHET



**Chair**  
H 84.5 W 46.5  
D 55.5; seat 48



**Chair on  
'sleigh' base**  
H 84.5 W 46.5  
D 55.5; seat 48

## ISO MARIE CHRISTINE DORNER



**Bridge chair**  
H 81 W 51.5  
D 52; seat 49

## FACETT R. & E. BOUROULLEC



**Chair**  
H 81 W 46  
D 57; seat 49

The popular **Sala** chair, shown here as a simple chair without arms (but also available as a carver chair) set on a 'sleigh' base made from brilliant-chromed steel wire. As ever the seat shell, with its flexible back section, offers guaranteed comfort. Also available with square-section feet (shown right), on a circular base, or with a chromed wire mesh-style base.

The popular **Sala** chair, shown here as a simple chair without arms (but also available as a carver chair) set on square-section tubular legs. As ever the seat shell, with its flexible back section, offers guaranteed comfort. Also available with a chromed 'sleigh' base (shown left), on a circular base, or with a chromed wire mesh-style base.

Seat/back in 5 mm thick wool felt (choice of 5 colours). Also available in synderm (choice of colours) or natural cowhide (not shown). 'Sleigh' base in brilliant-chromed steel wire.

A highly innovative chair, available either with or without armrests. Base in doubled brilliant-chromed wire Ø 11 mm; also available on 'sleigh' base. Seat shell in thermoformed ABS, upholstered with foam, onto which the cover is glued. Please refer to your Ligne Roset stockist for the list of fabrics suitable for use on this model.

A resolutely urban graphic piece. The surface of the shell, a black, white or argile envelope which does duty as seat, back & arms, seems to have been cut like a diamond; it sits on four steel feet which are either brilliant-chromed or lacquered to match the shell. Optional back cushion also available in selected covering materials from the Ligne Roset collection.

The Iso small bridge, with its comfortably-padded seat and back, can slip into any environment whilst retaining its identity. Structure in matt natural varnished or black-stained solid ash. Lines of seat/back cushion highlighted by baguette stitching. Removable cover.

To complement the range of upholstery of the same name, a stunning carver chair with twin-needle detailing. Stitching may be toning or contrasting (choice of ecru, anthracite, grey, red, blue). Also available as a dining chair (see opposite).

To complement the range of upholstery of the same name, a stunning dining chair with twin-needle detailing. Stitching may be toning or contrasting (choice of ecru, anthracite, grey, red, blue). Also available as a carver chair (see opposite).





## PAM C. DONDOLI & M. POCCHI

A height-adjustable piston-operated bar stool with circular matt chromed metal base, brilliant-chromed footrest & seat in a choice of: dark brown/ebony-stained oak or walnut veneer, translucent PMMA (grenadine, green, crystal, orange), 'synderme' (white, brown, black, beige, grey, yellow, natural, red, bright red, guava, grey-beige) or opaque PMMA (black, white).



**Bar stool/PMMA seat**  
H 65-89.5 W 40  
D 43; seat 54-78.5



**Bar stool/veneered seat**  
H 60-86 W 40.5 D 43.5; seat 51-77



**Bar stool/'synderme' seat**  
H 61-87 W 43 D 44; seat 52-78



## PETRUS C. DONDOLI & M. POCCHI

Piston-operated bar stool with a rigid polyurethane shell which is moulded then lacquered. Structure finished in a matching shade of satin-finish lacquer. Choice of white, beige or black.



**Bar stool**  
H 64/89 W 41.5  
D 43; seat 54-79

## PETRO C. DONDOLI & M. POCCHI

Bar stool comprising a polyurethane seat shell covered in pigmented split leather (white, pearl white, grey-beige, black) & a base in brilliant-chromed steel wire.



**Bar stool**  
H 76 W 49.5  
D 46; seat 66



## VIK THIBAUT DESOMBRE

With its minimalist 50s/60s feel, this chair's softly rounded lines are evocative of comfort. Seat/back shell in moulded beech multi-ply. Base in natural light solid ash, stained either black or ash grey. Baguette stitching. Covers are held in place with gripper strips & are removable. Optional upholstered carrying handle with steel core, located on the rear of the back.



**Bar chair**  
H 103 D 44.5  
D 52; seat 80

## IKE STUDIO DREIMANN

**Ike** is a height-adjustable swivel stool which stands on three legs with the steel tubular support for the thread of the endless screw split into three to form the three legs. Black lacquered base with top in black-stained oak (see left); also available with base in white lacquered steel & top in natural oak.



**Stool**  
H 41-55 Ø 30



## RIFT C. KHORRAM & J.B. RICATTE

Aiming to make room for more wood in the home, **Rift** reinterprets the traditional technique of rod splitting, with its legs partially divided to allow various elements to be inserted & to streamline the overall shape. Solid oak with black lacquered steel insert.



**Footstool**  
H 45 Ø 36

## CURULE PIERRE PAULIN

A reproduction of one of the designer's 'prestige pieces' from the 1980s. Seat & armrests in beech; backrest in soft pigmented cowhide. Folds in the middle of the seat section. Choice of solid beech with grey-beige backrest, or black-tinted beech with black backrest; both options finished in matt clear lacquer.



**Folding chair**  
H 67 W 56  
D 35.5; seat 43

## LACE BENJAMIN GRAINDORGE

A simple yet highly original Japanese-inspired footstool with a truly astonishing personality. Less deep & slightly narrower at the base, it is very light in appearance. Its personality springs from the thin ecru-coloured cord which runs around & through it to give it such an elegant appearance. For maximum effect try displaying **Lace** in a range of different covering materials. Removable cover.



**Footstool**  
H 62 D 31;  
seat 42



**Footstool**  
H 45 D 25;  
seat 42

## VIK THIBAUT DESOMBRE



**Vik** strikes a successful balance between stability & grace whilst the purity of its design enables it to fit into all types of interior. Its minimal weight (just 6.5 kg) & optional handle on the rear of the back make it easy to move around, whilst for everyday practicality its upholstered cover is fully removable. Shown here in light natural ash.



**Chair**  
H 84 W 45  
D 58; seat 50



**Carver chair**  
H 84 W 60  
D 58; seat 50

## VIK THIBAUT DESOMBRE



**Vik** strikes a successful balance between stability & grace whilst the purity of its design enables it to fit into all types of interior. Its minimal weight (just 6.5 kg) & optional handle on the rear of the back make it easy to move around, whilst for everyday practicality its upholstered cover is fully removable. Shown here as a carver chair, with legs in black-stained ash.



**Carver chair**  
H 84 W 60  
D 58; seat 50



**Chair**  
H 84 W 45  
D 58; seat 50

## SAINT-JAMES JEAN NOUVEL



Original, comfortable & functional, this re-issue of a chair originally designed for the restaurant of the Saint-James Hotel Bouliac combines simple, elegantly-curving & very light lines, with the sensual fullness of the seat, back or arm cushions. Frame in varnished Epoxy aluminium lacquered drawn steel. Exclusively available in Sirocco, Tempête or Uniform fabric; removable covers. Shown here as a carver chair.



**Carver chair**  
H 80 W 81  
D 66; seat 52



**Chair**  
H 80 W 52  
D 66; seat 52



**Footstool**  
W 52 D 52;  
seat 52

## TESSA C. DONDOLI & M. POCCHI



**Tessa** manages to seem both familiar & singular, whilst the choice of covering materials – it is entirely covered in leather or Alcantara – confers on it a warm, sensual yet comfortable character. Lastly, its distinctive yet reassuring thickness does not prevent it from being light & easy to move. Available from stock in black or white leather. Covers are non-removable.



**Chair**  
H 83 W 46  
D 57; seat 46



## STRESA DIDIER GOMEZ



Chair with structure & base in anti-corrosion-treated steel, finished in anti-UV treated black polyester lacquer. Seat & back woven with black, grey or brown mass-dyed polypropylene cord. May be stacked; may be used either indoors or outdoors.



**Chair**  
H 79 W 46  
D 58; seat 47



## FIFTY DÖGG & ARNVED DESIGN STUDIO



The shape of the **Fifty** chair enables the sitter to rest their arms. Base in black lacquered steel; seat & back woven with mass-dyed, anti-UV treated black or tobacco-coloured cord. A seat pad, made from 'Dry Feel' foam & held in place with black cords, is available as an option.



**Chair**  
H 78 W 58  
D 63; seat 46

## FRENCH LINE DIDIER GOMEZ



A timeless elegant upholstered carver chair. Legs in or ebony-stained solid oak. Removable covers. Also available as a chair – that is, without arms, with high or low back.



**Carver chair**  
H 84 W 58  
D 57; seat 49



**Low-backed chair**  
H 84 W 47  
D 54; seat 48



**High-backed chair**  
H 100 W 47  
D 57; seat 48

## VILLA ROSE 2 F. AZAMBOURG



A new version of the designer's **Villa Rose** chair, this time with more generous dimensions for improved comfort. Base in solid black-stained ash; seat & back in black-stained panels of multi-ply.



**Chair**  
H 84 W 43 D 54;  
seat 46





### ASSA C. DONDOLI & M. POCCHI

**Assa** is a very elegant, statutory & comfortable leather chair. It is exactly these elements, along with very high production values, which mark it out from most other leather chairs currently on the market. Steel structure covered in white, black, pearl or grey beige-coloured split leather. The thread used matches the colour of the leather. Black gliders.



**Chair**  
H 79 W 53  
D 54; seat 46.5



### FELT 2 DELO LINDO

The **Felt 2** chair seeks to express, in the most simplified, pared-down way possible, the archetypal image of the chair. Pair of 'profile' bases in satin black lacquered birch multi-ply. Covers of seat & back with edge-to-edge seams, offered in 2 versions: with or without horizontal stitching in centre of cushions. Back cover is zipped in place & may be removed; seat cover is non-removable.



**Chair**  
H 83.8 W 44.5  
D 55; seat 48



### PETRA C. DONDOLI & M. POCCHI

A particularly robust chair in compact rigid polyurethane coloured by mould lacquering (choice of white, black, light grey or beige). Suitable for use indoors or outdoors. These chairs are exceptionally light & up to 6 may be stacked together.



**Chair**  
H 83 W 42  
D 51.5; seat 46



### PAOLA C. DONDOLI & M. POCCHI

Seat/back in white variable density techno polymer. Natural beech feet.



**Chair**  
H 81.5 W 45  
D 52.5; seat 40



### GUGGEN ANDRÉ KIKOSKI

Originally designed for the new restaurant at the Guggenheim Museum, **Guggen** sits on a cross-shaped wire base as shown, a rotating cross-shaped flat steel base or on 4 legs (shown right). The three-band matted effect on the back is suggestive of a warm welcome. Covers may be removed by an upholsterer.



**Chair on wire base**  
H 82 W 49  
D 60; seat 46



**Chair on rotating cross-shaped base**  
H 82 W 49  
D 60; seat 46



### GUGGEN ANDRÉ KIKOSKI

Shown here with 4 anthracite-stained solid beech legs; also available with cross-shaped wire base (shown left) or cross-shaped flat steel base. The 3-band matted effect on the back suggests a warm welcome. Covers may be removed by an upholsterer.



**Chair with wood legs**  
H 82 W 49  
D 60; seat 46



**Chair on rotating cross-shaped base**  
H 82 W 49  
D 60; seat 46



### FOLK BENJAMIN GRAINDORGE

A beautiful piece of woodwork: the frame's solid wood uprights interweave to give this chair an entirely unique personality. Structure in black ash + ash slats, or with slats covered in pigmented undressed hide – wide choice of colours. Sold in pairs.



**Chair**  
H 83 W 42  
D 54.3; seat 46



### PSI VINCENT TORDJMAN

Sculptural & luxurious, Psi will be perfectly at home at a dining table or desk but will also work well as a cherished object & occasional seat. Structure, armrests & cross-shaped base in assembled satin-finish black-stained solid ash. Tautly-upholstered seat covered in black pigmented corrected-grain calfskin (NB cover is not removable).



**Carver chair**  
H 78 W 66 D 49.5;  
seat 46

## TV PIERRE PAULIN

A reproduction of an original **Pierre Paulin** design from the 1950's. The visual fluidity & sculptural freedom of line are as potent today as they were in 1954. Base in natural ash, grey-stained ash & cherry- stained ash; Pullmaflex suspension on seat; fabric covers are held in place by gripper strips, & are removable.



**Chair**  
H 83 W 48  
D 57; seat 48

## TV PIERRE PAULIN

A reproduction of an original **Pierre Paulin** design from the 1950's. The visual fluidity & sculptural freedom of line are as potent today as they were in 1954. Base in satin-finish black lacquer or brilliant chrome; Pullmaflex suspension on seat; fabric covers are held in place by gripper strips, & are removable.



**Chair**  
H 83 W 48  
D 57; seat 48

## CALIN PASCAL MOURGUE

A dining chair offering all the comfort of an armchair. Legs in steel finished in Epoxy aluminium or black lacquer.



**Chair**  
H 86 W 51  
D 58; seat 48

## CALIN PASCAL MOURGUE

A dining chair offering all the comfort of an armchair. Legs in solid beech.



**Chair**  
H 86 W 51  
D 58; seat 48

## MOTUS THIBAUT DESOMBRE

Thibault Desombre developed the **Motus** chair from his other model, **Vik**, borrowing the stability & cleanly drawn lines of the latter's wooden base & reducing the dimensions of the seat/back shell (comprising a foam core onto which the wool or leather cover is glued). The rear of the chair is covered in contrasting felt.



**Chair**  
H 84 W 44  
D 58; seat 48

## SLIM CHAIR

Apologies, this item is **not available in the UK & Ireland**.



## SO N. NASRALLAH & C. HORNER

A contemporary chair offering exceptional comfort combined with strikingly pure & simple lines: note its relatively thick seat platform, low backrest & unusual, cross-shaped base. Covers are held in place by gripper strips, & may be removed. Please refer to your Ligne Roset stockist for a list of suitable fabrics. Shown here with high backrest. (NB shown here in natural oak finish - not available in the UK & Ireland).



**Chair with low backrest**  
H 86 W 52  
D 58; seat 47



**Chair with high backrest**  
H 112 W 52  
D 60; seat 47

## LONG ISLAND N. NASRALLAH & C. HORNER

An alliance of exemplary comfort, remarkable elegance & a vast choice of covering materials & colours. Available with base in solid natural or anthracite-stained beech, or in brilliant-chromed or black lacquered steel.



**Chair**  
H 84 W 55 D 54.5;  
seat 48.5

## LUCA SOFT JEAN-PHILIPPE NUEL

Although originally designed for a hotel, this range of seating will fit perfectly into any interior, whether contemporary or more classic, in a living room or around a table. Shown left: carver chair, available with wooden or metal feet.



**Carver chair**  
H 73 D 60  
D 55; seat 47



**Cantilevered bridge**  
H 73 W 60  
D 55; seat 47

## FINN THIBAUT DESOMBRE

Dining chair with characteristic flowing lines, giving the illusion that the seat has been sculpted out of solid wood. Finished in ebony-stained oak veneer or ash grey or black-stained ash veneer. Back may be upholstered in fabric or leather; back cover is held in place with gripper strips & is removable.



**Chair**  
H 88 W 38  
D 51; seat 46

## CIRCA/CIRCO

A dining chair which combines elegance, comfort & availability (it is held in stock in 4 colours) with a moderate price. As its name suggests the whole concept of this chair is rooted in softness & roundness. Structure & base in anthracite-stained beech; **Circa** is held in stock in Alaska (100 % cotton) fabric whilst **Circo** is upholstered to order.



**Chair**  
H 82.5 W 51  
D 61; seat 51

## ALSTER EMMANUEL DIETRICH

To complement the **Alster** table, a carver chair combining innovative design, comfort & an impeccable finish. Available as shown on chromed 'sleigh' feet; also available in rotating version with cross-shaped base or castors (shown right).



**Chair on 'sleigh' feet**  
H 82 W 64  
D 59; seat 47



**Chair on castors**  
H 83/92 W 70  
D 70; seat 48.5/57.5

## ALSTER EMMANUEL DIETRICH

To complement the **Alster** table, a carver chair combining innovative design, comfort & an impeccable finish. Rotating base with memory system: available as shown, or on castors, or on chromed 'sleigh' feet (shown left).

## MARCELLO NATHAN YONG

A Sixties-inspired chair in varnished solid walnut, lacquered on the seat & front of back only. Choice of lacquer finishes for the seat & front of back: white, light blue or black. Sold singly, or in pairs.



**Chair**  
H 86 W 45  
D 48.5; seat 47




**Chair**  
H 86 W 45  
D 48.5; seat 47

## MARCELLA NATHAN YONG

To complement the **Marcello** chair, a version with back & legs in solid walnut, with seat quilted & covered in a choice of fabrics. Sold singly, or in pairs.

# BED- RO- OMS

**PETER MALLY 2**  
PETER MALLY







**TARMAc**  
D. ZIMMER & B. HESS











**ANNA**  
CHRISTIAN WERNER







**TRAVEL STUDIO**  
PAGNON & PELHAÏTRE



**NADOR**







## PETER MALY 2 PETER MALY

A new edition of a bed which has been a Ligne Roset bestseller for more than 2 decades. Aimed squarely at those whose priorities for their beds are comfort, originality & aesthetics, preferring a pared-down bedroom offering generous space for rest & relaxation, this bed is constructed around the idea of a vast, soft & supple central platform surrounded by horizontal planes for a more tautly rigorous geometric effect. The pillow/headboard cushions slide freely around the frame, allowing for a multitude of positions since there is no fixed way for the bed to be used. Cylindrical steel feet with circular base plate, finished in matt black lacquer with a choice of 2 foot heights.

**High 160 x 200 bed** H 87 W 204 L 243.5; seat 33

**High 180 x 200 bed** H 87 W 224 L 243.5; seat 33

**Low 160 x 200 bed** H 81 W 204 L 243.5; seat 27

**Low 180 x 200 bed** H 81 W 224 L 243.5; seat 27



## ANNA CHRISTIAN WERNER

**Anna** is a warm, inviting upholstered bed with a 'tailored' look. Detachable headboard with 'point-de-cheval' stitch detailing on the cover: stitching may be toning, to match the cover, or in a choice of five thread colours: ecru, anthracite, gris, rouge, bleu. A slipover back cover may also be ordered if desired. To align the mattress with the bed-frame, this model has an integral slatted base: when selecting a mattress we strongly recommend that the sprung version be ordered with this bed rather than the thinner Bultex version so as not to spoil its line. 3 types of feet are

**Dimensions** W 140 L 220; sleep area 140 x 200

**Dimensions** W 160 L 220; sleep area 160 x 200

**Dimensions** W 180 L 220; sleep area 180 x 200



## RUCHÉ INGA SEMPÉ

A simple, fine structure supports a comfortable sleep platform, with the headboard & frame dressed with a distinctive quilting. Offered in 2 widths & 2 heights, **Ruché's** bed frame will accommodate all kinds of slatted bases and mattresses. Most plain fabrics or leathers may be used for this model. Choice of finishes for feet: matt varnished natural beech, anthracite-stained beech or red-stained beech. Shown above: bed with low headboard.

**Bed with low headboard** H 85 W 178/198 L 235; seat 27

**Bed with high headboard** H 110 W 178/198 L 235; seat 42

Alongside our collection of beds we offer a range of accessories – developed in partnership with the foremost European manufacturers – to enable you to tailor your sleep experience to your individual requirements. Sleep well!

## SLATTED BASES LIGNE ROSET

Slatted bases are offered with double slats & articulated supports. Despite their minimal height of just 6.5 cm, they are more than equal to any requirement which might reasonably be expected of a high-quality product: solid beech frame, with highly-elastic double slats in beech multi-ply mounted on flexible articulated supports; variable depth support system at back & shoulder level (particularly important for those who sleep on their sides as it promotes good circulation); adjustable central zone affording the opportunity to perfectly adapt the base to suit the body weight of the sleeper, with denser distribution of slats at pressure points.

**Slatted bases are available in the following sizes:** 90 x 200, 120 x 200, 140 x 200 (all 1 part), 160 x 200 (2 part), 180 x 200 (2 part)

## MATTRESSES LIGNE ROSET

**Bultex** Mattresses made from high resilience polyurethane Bultex foam, encased in a cover made from exclusive 100% cotton ticking which may be removed for dry cleaning. Overall height 16 cm. Perfect for use with Ligne Roset slatted bases; less suitable for use with divan-style beds owing to insufficient air circulation.

**Available for the following sleep areas:** 90 x 200, 120 x 200, 140 x 200 (1 part); 160 x 200 (1 or 2 part), 180 x 200 (1 or 2 part)

**Bultex / Viscoelastic Foam (Sensus)** Core in Bultex foam, overlaid on one side with a layer of viscoelastic 'memory' foam which moulds perfectly to the shape of the body whilst minimising the effect on the body & circulation. Ticking in ecru-coloured 100% cotton, treated with 'Healthguard' (antibacterial, fungicidal). The dimensions of these mattresses (thickness 20 cm) make them more suited to 'Scandinavian-style' sleeping rather than more traditional, divan-style beds.

**Available for the following sleep areas:** 160 x 200, 180 x 200 (1 part)



## TRAVEL STUDIO PAGNON & PELHÂTRE

Specifically designed for the bedrooms of young people, **Travel Studio** is the perfect foil to the existing **Travel** collection. When placed against a wall & with the addition of a throw & cushions, it will also serve as a day bed. Shown above: nesting beds – a main sleep platform of dimensions 120 x 200, with either a storage compartment or pull-out bed beneath. Finished in white laminate.

**Single bed** H 49 W 97 L 212; sleep area 90 x 200  
**Nesting bed** H 49 W 212 L 127; sleep area 120 x 200  
**Pull-out bed** sleep area 90 x 200



## LUMEO PETER MALY

Bring a touch of city hotel chic to your bedroom with this generously-proportioned bed with its clean, geometrical lines & distinctive detailing. Shown above: gloss white lacquered headboard with pure white lacquered bed frame. Also available in argile lacquer. Backlit version of headboard also available.

**Headboard** H 133.4 W 194 D 7.8  
**Bed frame** H 31 W 174/194 L 214; sleep area 160/180 x 200



## ANNA CHRISTIAN WERNER

offered for this bed: 'bridge' feet in mirror-polished aluminium (shown above), 'square' feet in mirror-polished aluminium, positioned in each corner, in H 8.5 cm or H 12.5 cm. Both bed & headboard have fully removable covers. **Anna** is designed to stand alone, but may of course be complemented by the Everywhere range of bedroom furniture or indeed any item from the Ligne Roset collection. Suggestions for bedside tables include **Everywhere** & **Good Morning**.

**Dimensions** W 140 L 220; sleep area 140 x 200  
**Dimensions** W 160 L 220; sleep area 160 x 200  
**Dimensions** W 180 L 220; sleep area 180 x 200



## RUCHÉ INGA SEMPÉ

A simple, fine structure supports a comfortable sleep platform, with the headboard & frame dressed with a distinctive quilting. Offered in 2 widths & 2 heights, **Ruché's** bed frame will accommodate all kinds of slatted bases and mattresses. Most plain fabrics or leathers may be used for this model. Choice of finishes for feet: matt varnished natural beech, anthracite-stained beech or red-stained beech. Shown above: bed with high headboard.

**Bed with low headboard** H 85 W 178/198 L 235; seat 27  
**Bed with high headboard** H 110 W 178/198 L 235; seat 42



## UZUME ERIC JOURDAN

**Uzume** is the name of the Japanese deity of gaiety & good humour – undoubtedly the same kind of feelings engendered by the soft lines of this welcoming upholstered bed. A low bed, it is nonetheless offered in a choice of 3 heights (15.5/20.5/25.5 cm), with curves characteristic of Eric Jourdan's style, resting on the ground like a giant cushion, a real invitation to relax. Removable covers. Any type of bed base may be used. Available with black metal feet in heights 13.5/18.5/23.5 cm, or with solid beech feet H 13.5 cm finished in natural, red or anthracite stain.

**Sleep area** 160 x 200 cm H 76.5/86.5 W 197 L 245  
**Sleep area** 180 x 200 cm H 76.5/86.5 W 217 L 245



## NADOR

An innovative, comfortable bed with a high headboard, elevated sleep platform (achieved by combining an upholstered base, thick mattress & mattress topper) & upholstered bed frame. The elegant button detailing on the headboard emphasises the welcoming feel by highlighting its proportions & generous 10 cm depth. Headboard is exclusively available in microfibres (Alcantara), leather (Diva, Indiana, Nubu); Toscana, Divina, Extra, Felix, Hector, Pecan & Alpaca; & Cosmos, Hexagone, Hot, Oda, Tonga or Scuba fabrics. Shown above with high headboard.

**Low headboard** H 85.5/91 W 201/221 D 10  
**High headboard** H 125.5/131 W 217/287 D 10  
**Upholstered bed/bed frame** 160 x 200 H 29.6 W 176 L 212  
**Upholstered bed/bed frame** 180 x 200 H 29.6 W 196 L 212



## HIDE&SEEK CHRISTIAN WERNER

A complete, modular storage system for the bedroom. Three types of bays may be juxtaposed: bays with hinged doors, bays with 2 coplanar sliding doors, & open end bays, all of which are available in H 235 or H 260 (the latter may be cut in height if desired) D 60. Structures are available in satin-finish white, mastic or argile lacquer; doors are also available in gloss white lacquer & white laminate. Metal handles are finished in satin white, black, mastic or argile lacquer. Shown here, from left to right: bay W 116 with hinged doors; two bays W 116 with hinged doors.

Please refer to your Ligne Roset stockist for full details of this range.



## TARMAC D. ZIMMER & B. HESS

A simple, innovative modular programme, principally characterized by cupboards & chests of drawers set on a base which forms a 'roadway' (**Tarmac**). This concept makes it possible for pieces to retain all their flexibility over time, with the freedom to rework or move them if desired. Optimization of space is key to the concept, with open chests & lateral hanging rails making it possible to make active use of the sides of chests. Available in D 620 for the bedroom, with white lacquered chests & metal elements in brushed stainless steel. Certain back panels may be in argile lacquer.

Please refer to your Ligne Roset stockist for full details of this range.



## LUMEO PETER MALY

An elegant wardrobe fronted with the characteristic **Lumeo** square panels. Provides storage 'by the metre', with a wide range of internal fittings. Walnut veneer with alternating grain direction on the square panels; or in gloss white or argile lacquer. For further details please contact your Ligne Roset stockist.

Please refer to your Ligne Roset stockist for full details of this range.



## ESTAMPE NOÉ DUCHAUFOUR-LAWRANCE

**Estampe** is characterized by fronts & sides in sawn oak, doors & drawers with slimmed-down edges & rounded corners & an upper fixed top covered in durable 2 mm thick pebble-coloured 'desktop quality' linoleum which seems to float in a solid frame. Chests available in natural-finish, argile-stained or anthracite-stained sawn oak veneer. Drawers are 'push-to-open', with nickel-plated fittings.

3-drawer chest H 79 W 97 D 47



## EVERYWHERE CHRISTIAN WERNER

Range of wardrobes on jacks, finished in pure white lacquer with aluminium-framed milk glass doors & lower drawer. 2-door version has 4 shelves behind left door & rail behind right; 1-door version has either shelf & rail, or 4 shelves.

1-door H 190 W 60 D 62  
2-door H 190 W 120 D 62



## VESTIS DE INTUÏTIEFABRIEK

Apologies, this item is **not available in the UK & Ireland.**

## LUMEO PETER MALY

A practical 3-drawer chest with two shallow drawers & one deep one. Choice of finishes: pure white or argile lacquer. Also available with 6 drawers.



3-drawer chest H 68.4 W 100 D 52  
6-drawer chest H 68.4 W 140 D 52



## MIXTE MAURO LIPPARINI

New for 2015, a collection of reasonably-sized 1-piece items to complete the existing range of storage of the same name: these will appeal to all those who favour an unstructured approach to furnishing. 3-drawer chest with top in natural, anthracite-stained or argile-stained sawn oak & base in smooth oak, finished to match the top. Drawers are available in sawn oak, or in satin white, mastic, argile or elephant lacquer.

3-drawer chest H 86 W 102 D 47

# HOME OFFICE

**KOYA**  
MARIE CHRISTINE DORNER







**LE SECRÉTAIRE MURAL**  
PIERRE PAULIN





## LE SECRÉTAIRE MURAL PIERRE PAULIN

Wall-mounted secretaire with internal storage compartments in natural varnished cherry veneered MDF. The flap door is offered in two versions: external face in matching cherry & internal face (work surface) in black Fenix laminate, or external face in contrasting black Fenix laminate & internal face in cherry. Secured with a key.

**Secrétaire** H 45 W 64 D 26



## LE SECRÉTAIRE MURAL PIERRE PAULIN

Wall-mounted secretaire with internal storage compartments in natural varnished cherry veneered MDF. The flap door is offered in two versions: external face in matching cherry & internal face (work surface) in black Fenix laminate, or external face in contrasting black Fenix laminate & internal face in cherry. Depth of flap door when open: 38.

**Secrétaire** H 45 W 64 D 26



## REWRITE GAMFRATESI

A little jewel of modernity & softness, with a private workspace concealed within a soundproofed 'bubble'. Bubble/screen in fibreglass clad in polyether foam & any colour of Divina fabric; desk with solid walnut legs & walnut veneered MDF top, with slit cable port to rear in solid walnut. A white lacquered steel chest, located beneath the top, takes transformers & cables.

**Overall dimensions** H148 W 101.2 D 75



## LITHO THIBAUT DESOMBRE

A poetic approach to the workspace. The left-hand section with one drawer is finished in oak veneer, whilst the right-hand section creates an elegant contrast with its satin lacquered finish, in a perfect marriage of colours. Legs are in solid oak, matched to chest. To the rear, a matt-chromed steel crossbrace brings stability. Interior of drawer lacquered to match the finish of right-hand top. Available in natural or black-stained oak with satin white, moutarde, caramel or ranger lacquer.

**Dimensions** H 78 W 130 D 61



## KOYA MARIE CHRISTINE DORNER

In the words of its designer, "Koya...is a refuge for working, concentrating, reflecting, imagining. With its fabric screens simply hung from rails, it becomes a hideout, a domestic cabin." Available in a choice of natural or anthracite-stained solid ash; work surface & shelves in matching ash veneered MDF. Two vertical stems in turned solid white-stained (natural finish) or anthracite-stained (anthracite-stained finish) ash; the larger one is topped with a sculpted bird. Structure may be fitted with optional sets of 4 fabric screens (choice of 2 versions).

**Workstation** H 179 W 120 D 65



## WALL FIGURE FRÉDÉRIC RUYANT

A useful & secret console-desk which can accommodate a 17" laptop. Base of desk in black lacquered steel; chest in MDF finished in European walnut-grained veneer. Also available: matching wall chest with sliding mirror.

**Desk** H 98.5 W 100 D 35/61  
**Wall chest** H 27 W 100 D 20



## POM'S JULIE PFLIGERSDORFFER

An elegant & dainty writing desk with cover, with drawer on the right-hand side. Finished in satin white lacquer, with drawer interior in grey leather; cover strap in matching leather. Brilliant-chromed steel base. Also available in walnut – see opposite.

**Dimensions** H 84 W 58 D 50/58



## NUBO GAMFRATESI

Here, the simple space-saving wall shelf metamorphoses into a treasure box. Both an occasional desk & a compact decorative wall-mounted element, Nubo offers, a functional work surface equipped with a cable slit & a retaining bar for documents. Structure in natural oak veneered beech multi-ply with exterior clad in polyether foam & upholstered in Divina wool. Held open by 2 metal struts; held closed by magnets.

**Dimensions** H 55 W 80 D 14/62



## HYANNIS PORT ERIC JOURDAN

Secretaire in moulded multi-ply finished in ebony-stained oak veneer or gloss white lacquer. Corners rounded to the rear. Feet in brilliant-chromed metal.

**Dimensions** H 150 W 80 D 50

Further **Hyannis Port** products can be found in the Dining Rooms & Storage sections.



## HYANNIS PORT ERIC JOURDAN

Desk in moulded multi-ply finished in gloss white lacquer or ebony-stained oak. Corners rounded at rear. Top in milk glass. Central drawer. Feet in brilliant-chromed metal. Also shown: filing cabinet finished in gloss white lacquer or ebony-stained oak with top in milk glass. Consists of one fully-extending lower drawer with two bars for hanging files & one upper drawer. Upper drawer with controlled automatic closing.

**Desk** H 75 W 160 D 72

**File trolley** H 54 W 50 D 48

Further **Hyannis Port** products can be found in the Dining Rooms & Storage sections.



## POM'S JULIE PFLIGERSDORFFER

An elegant & dainty writing desk with cover, with drawer on the right-hand side. Finished in satin white lacquer, with drawer interior in grey leather; cover strap in matching leather. Brilliant-chromed steel base. Also available in white – see opposite.

**Dimensions** H 84 W 58 D 50/58



## NUBO GAMFRATESI

Here, the simple space-saving wall shelf metamorphoses into a treasure box. Both an occasional desk & a compact decorative wall-mounted element, Nubo offers, a functional work surface equipped with a cable slit & a retaining bar for documents. Structure in natural oak veneered beech multi-ply with exterior clad in polyether foam & upholstered in Divina wool. Held open by 2 metal struts; held closed by magnets.


**Dimensions** H 55 W 80 D 14/62



## TANIS PIERRE PAULIN

A reproduction of Paulin's CM 141 desk, originally designed in 1954. Its original character remains but the finishes have been updated with the writing surface now in black laminate on a co-ordinating lacquered steel frame, & the drawers finished in natural walnut veneer.

**Dimensions** H74 W130 D60



## URSULINE PIERRE PAULIN

A compact desk with open storage niches & cross-shaped base in lacquered steel tubing. Work surface & surround finished in matt satin-finish white laminate with surround, storage niches & frame in matt satin-finish white lacquer. Also available in walnut veneer & matt satin-finish brown lacquer.

**Dimensions** H89.9 W120.2 D65



## EVERYWHERE CHRISTIAN WERNER

A chic rectangular desk which rests on a low chest to one side, & on aluminium feet to the other. Top in pure white, gloss white, mastic, argile or elephant lacquer. Rests on a low chest (see below).

**Desk** H74 W170 D80  
**Chest** H50 W90 D54/44  
Overall width of combination 230



## EVERYWHERE CHRISTIAN WERNER

A robust oval work surface finished in a choice of pure white, gloss white, mastic, argile or elephant lacquer. Pivots on 2 lockable castors whilst resting on a 'foot' fixed to the top of a chest (with 2 drawers, or rails for hanging files).

**Top** H74 W150 D88  
**Chest** H50 W90 D54/44  
Overall width of combination 210



## VILLA ROSE FRANÇOIS AZAMBOURG

This desk, with its very pure, highly architectural lines, is constructed from black-stained solid oak. The designer has also provided a drawer/chest in solid American walnut to complement the desk: this slides beneath the top in a highly original fashion.

**Dimensions** H 73 W 120 D 65  
**Dimensions of drawer** H 16.2 W 35.5 D 25



## TEOFFICE MARC BERTHIER

A pared-down desk with top in black or white FENIX laminate with matching edging. The top is equipped with two cable ports, one with four USB ports to link directly to a PC, & a second oblong one with brushes at the other end of the top for cabling. The moulded aluminium base is mounted on an aluminium beam, enabling cabling for a laptop to be concealed beneath it; the thick section of the base is similar to that of **Teomeeting**.

**Desk** H 74 W 158 D 79



## MATEODESK MARC BERTHIER

Desk comprising a top and storage chests, with 2 optional lacquered aluminium drawers. Top is in natural or black-stained smooth oak veneer or black or white FENIX laminate with natural oak veneered edging & coloured dividing panels. Base in moulded & tubular aluminium, either brilliant-polished or lacquered to match desk, with oak tips on legs. Central space between drawers is closed by 2 removable covers (wood version) or 2 removable covers & an upper cable port (laminate version), facilitating connections & concealing the multiway plug & cabling.

**Desk** H 83 W 112.4 D 75




## TEOMEETING MARC BERTHIER

Generous desk with central runner concealing an integral storage element for cabling; notches in the sides of the runner allow cables to exit. Base in brilliant-polished or black or white lacquered moulded aluminium; top in natural oak with white or polished base, tips of legs in natural solid oak & runner in white Fenix laminate; or top in black-stained oak with black or polished base, black tips & runner in black Fenix; or top & runner in white Fenix with white or polished base, white tips; or top & runner in black Fenix with black or polished base & black tips.

**Desk** H 74 W 205 D 100

# LIGHT- ING

**PAPER LAMP**  
RENÉ BARBA







### OUVERTURE PHILIPPE DANEY

Floor lamp with base & stem in black or white satin lacquered steel with matching chintz shade.

Max dimensions when open H 202 W 268 D 65.5  
Dimensions when closed H 198 W 133



### BUL

Adjustable light offering two positions depending on the angle of the stem: a reading light H 145, or a floor lamp H 185. Structure in matt black or white-painted metal, with matching neoprene shade.

Floor lamp/reading light H 145/185 W 186; shade Ø 65



### DIMENSIONS T. DESOMBRE

A large floor lamp with pivoting stem in square-section curved metal finished in satin-finish black or white lacquer, with brilliant-chromed pull-out section. Black lacquered lamps: black cotton shade with white interior. White lacquered lamps: white cotton shade with white interior.

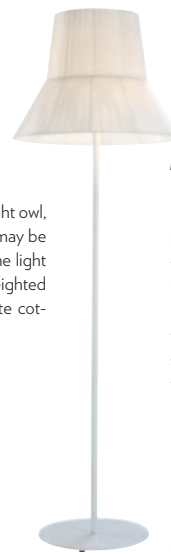
Floor lamp, arm fully extended H 228 W 240  
Floor lamp, arm folded H 200 W 126



### OWL JUN YASUMOTO

Evocative of the round eye of the night owl, the circular shade/reflector/diffuser may be turned & freely positioned around the light source. Deliberately minimalist weighted white lacquered steel base with white cotton shade.


Table lamp H 65 W 39 D 22  
Reading light H 136 W 39 D 24  
Wall light H 39 W 39 D 25



### AUDREY STUDIO CATOIR

Floor lamp with shade in ivory-coloured pleated 100% polyester ribbon. Base in Epoxy satin white lacquered steel. One dimmable bulb points upwards to provide indirect lighting whilst another two point downwards – the latter are controlled by an on/off switch. Transparent cable & foot-operated dimmer.

Dimensions H 188.5 Ø 60



### SOLVEIG AVRIL DE PASTRE

Floor lamp with reflector in repoussé sheet steel with gloss white lacquered interior. Shade is connected to base by a magnet, which enables the angle of the reflector to be modified. Solid tubular base in black lacquered steel with black plastic gliders; matt nickel light fitting cover; grey textile cable; black foot switch.

Floor lamp H 195 W 70 D 70



### TRÉPIED NORMAL STUDIO

Floor lamp with structure in Epoxy satin black or white lacquered steel & embossed aluminium reflectors (satin lacquered on the exterior & anodised on the interior). The 3 reflectors are equipped with magnets & may be positioned & angled freely along the length of the stem.

Floor lamp H 210 W 47 D 47





### BLOOM HIROSHI KAWANO

An unusual floor lamp & ceiling light from a young Japanese designer – two highly graphic creations which we discovered at the 'Young Design Ausstellung' at the IMM Cologne 2007. The shade consists of black or white interlocking rings cut from polyether foam. Metal stem is finished to match shade.

**Floor standard lamp** H 185 Ø 55, overall width W 168  
**Ceiling light** H 185 Ø 55; H 255 Ø 80



### NIGHT PASCAL MOURGUE

Small & large floor standard lamp in black or white lacquered steel with matching black or white chintz shade mounted on ball joint & matching cable. White version has transparent dimmer; black version has black dimmer. Also available as a small or large wall light.

**Small floor lamp** H 205 W 150 D 40  
**Large floor lamp** H 212 W 197 D 40  
**Small wall light** W 40 D 149  
**Large wall light** W 40 D 195



### PASCAL MOURGUE P. MOURGUE

Reading light, table lamp & bedside lamp with bases, stems & shades in gloss copper finish

**Reading light** H 170 Ø 45  
**Table lamp** H 80 Ø 23  
**Bedside light** H 48 Ø 12



### PASCAL MOURGUE P. MOURGUE

Floor lamp & reading lamp with bases & stems in brilliant chrome & shades in black or white cotton. Table lamp & bedside lamp with bases & stems in brilliant chrome & shades in black or white cotton, or with base, stem & shade in red or white.

**Floor lamp** H 198 Ø 45  
**Reading light** H 170 Ø 45  
**Table lamp** H 80 Ø 23  
**Bedside light** H 48 Ø 12



### PEIGNES PHILIPPE NIGRO

Floor lamp with Epoxy grey lacquered structure & shade made from 6 opaque white acrylic combs; grey textile cable with transparent foot switch. Also available: suspended ceiling light, table lamp & wall light with white shade; suspended ceiling light also available with anthracite shade.

**Wall light** H 24.5 W 41 D 19  
**Table lamp** H 58 W 41 D 38  
**Floor lamp** H 165 W 41 D 36



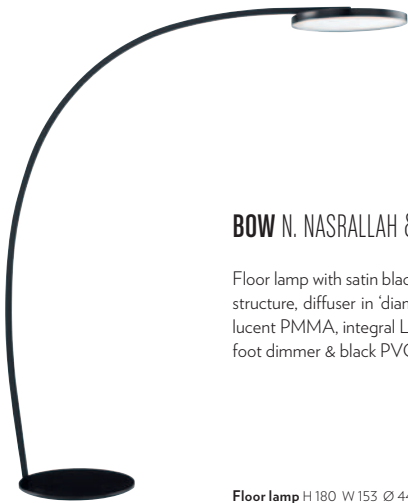
### SAM

Luminous totem in anodised aluminium with grey lacquered base. Other finishes also available: black lacquered aluminium with black lacquered base; white lacquered aluminium with white lacquered base. Equipped with fluorescent tube & halogen light & optional full-height mirror on front.

**Floor lamp** H 181.5 W 36 D 25



**PARACHUTE**  
NATHAN YONG



### BOW N. NASRALLAH & C. HORNER

Floor lamp with satin black lacquered metal structure, diffuser in 'diamond-point' translucent PMMA, integral LED module, black foot dimmer & black PVC cable.

Floor lamp H 180 W 153 Ø 44



### AMIS DE JEAN GABRIELA CHICHERIO

Floor lamp & wall light in black lacquered steel with directional base (amplitude of 160°); black lacquered aluminium shade set on a ball-&-socket joint; black textile cable (L 300 cm) with foot switch. Also available as a suspended ceiling light.


Floor lamp H 184 W 78 D 32  
Wall light H 58 D 138 Ø 20  
Ceiling light H 180 Ø 20



### BAROQUE NATHAN YONGE

Reading light with stem composed of a stack of components in matt or gloss black lacquered turned wood & an intermediate piece in copper-plated steel. Base in re-poussé steel finished in Epoxy matt black lacquer. Black PVC cable with black foot switch.

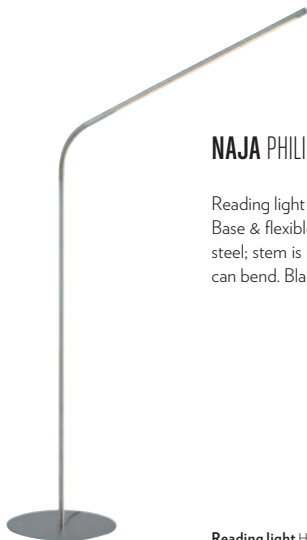
Reading light H 136 W 29



### ADAMAS HEKLA

A simple, effective design with no visible mechanism or structural element. Stem in satin black lacquered steel. Magnetized illuminated arm in satin varnished turned solid oak; this is directional & may also be used as a portable light. 30 cm LED ribbon. Black electric cable. Black foot switch.

Reading light H 130/165 W 60 D 17



### NAJA PHILIPPE MOINE

Reading light with starkly pared-down lines. Base & flexible stem (Ø 21 mm) in stainless steel; stem is laser-cut in the middle & thus can bend. Black cable & foot switch.

Reading light H 160/208 W 100 D 35



### ECLOSION IRIS DELVALLE


Apologies, this item is not available in the UK & Ireland.



### VERY THIN ARIK LEVY

Table lamp in brilliant-chromed steel with shade in brilliant-polished aluminium. Height-adjustable ceiling light in brilliant-chromed steel with twin shades in brilliant-polished aluminium.

**Table lamp** H 65 Ø 30  
**Ceiling light** H 75-120 W 62 D 30



### LASSO QUENTIN DE COSTER

Double & single suspended ceiling lights in satin black lacquered metal. The black electric cable slides to alter the length of the loop & thus the inclination of the light.

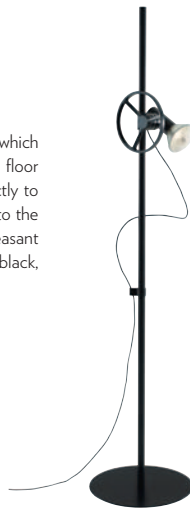
**Double suspended ceiling light** W 29 Ø 2.5; cable length 1.70 m  
**Single suspended ceiling light** W 29 Ø 2.5; cable length 4.80 m



### CIL BENJAMIN FAURE

A graceful piece, as light as a lash, which can be used either on its base as a floor lamp or as a wall light, attached directly to the wall. The concealed light source to the rear of the upper section provides pleasant indirect lighting. Steel base & stem in black, white or argile lacquered aluminium.

**Dimensions** H 206 W 24 D 22.7



### ATELIER NICK RENNIE

Satin black lacquered height-adjustable floor lamp; bulb also rotates 360°. The raising & lowering system for the bulb may be locked in place & unlocked by turning a cast aluminium wheel.

**Floor lamp** H 180 Ø 38



### LUMIERE NOIRE PHILIPPE NIGRO

Rise & fall floor lamp. Base & lower section of stem are nickel-plated; upper section of stem & shade are finished in textured satin black lacquer. Upper section of stem is height adjustable & lockable via a textured blocking screw. Shade rotates 360°. Wall light, also in textured satin black lacquer; shade may be angled from vertical to horizontal position & rotates 330° when in vertical position.

**Floor lamp** H 200 Ø 37  
**Wall light** H 27 W 16 D 32



### PARANOÏD 2 SWANN BOUROTTE

A flexible, directional reading light with black or white woven protective cover & LEDs.

**Reading light** H 120-170 Ø 40-70



### SPILLA PASCAL MOURGUE

Reading light & floor standard lamp in steel wire Ø 12 mm, bent to shape & finished in textured satin white lacquer. The reading light is angled at 10°, whereas the floor lamp is straight. White chintz shade.


**Reading light** H 150 W 41 D 35  
**Floor lamp** H 175 W 41 D 35



**MAMA THIBAUT DESOMBRE**

Floor lamp with counterbalance-controlled arm with waxed concrete base & black or white taffeta shade.


Floor lamp when 'open' (left) H200 W40 D77  
 Floor lamp when 'closed' (right) H164 W40 D67



**LA CHINOISE PASCAL MOURGUE**

Height-adjustable floor standard lamp with pivoting white chintz shade.

Floor lamp H182.5 Ø60



**SQUARE PASCAL MOURGUE**

Elegant, uncluttered lights. Their shades made from composite material & cross-shaped bases are the source of their originality. Steel base in 15 x 15 mm square tubing with grained Epoxy lacquer finish. Black cable & foot-operated dimmer.

Reading light H135 W35 D35  
 Floor lamp H165 W40 D40



**PEYE NUMÉRO 111**

Floor lamp with shade in fibreglass & injected polyester resin composite with matt grey exterior & matt white interior. Base in Epoxy matt grey lacquered steel; stem in clear satin varnished beech. 2m ribbon LED with 492 LED's giving off a total of 32W/ light intensity 2,370 lumens.

Floor lamp H188 W80 D95



**MISS MARBLE FABIEN DUMAS**

Desk light with structure in satin white lacquered steel & white marble counterweight; half-spherical shade in repoussé steel turns on its axis 340°. Porcelain bulb holder. Black & white textile cable. Black manual switch.

Desk light H68 W59 D26



**DEANERY ERIC JOURDANI**

A light in the typical Jourdan' style, a modern classic with outlined shape – in this case a tube with a swollen curve to the base. Chromed base Ø 35cm. Satin opal glass shade. Grey textile cable. Black foot switch.

Table lamp H58 Ø35



## CARROUSEL VERONIKA WILDGRUBER

A reinterpretation of the classic suspended ceiling light, aiming for maximum surprise with minimum fanfare. Made from woven white ribbons on a circular white steel structure, the light it emits is both diffused & reflected.

**Suspended ceiling light** H 35 Ø 95



## LUNA ROSSA ANTONIO SIRONI

The name evokes the shape & colour of the half-spherical shade, which is artistically rusted then waxed, making each light unique. Interior is white lacquered. The light is held up by a taut steel cable & supplied by a black flex. The light source is invisible since the ring of LEDs is concealed beneath a small white lacquered steel dome.

**Dimensions** H 40 Ø 80



## PHARAOH STUDIO CATOIR

A homage to Michael Jackson, considered by many to have been the King of Pop. Shade in quilted fabric – a combination of either ecru/gold or silver/silver – with gold or grey decorative zips.

**Suspended ceiling light** H 45 Ø 58



## FLOO LIRAN LEVI

Unusually, Floo hangs from a cable to one side, yet remains perfectly horizontal. Without the central cable an uninterrupted circular disc of light is obtained. Adjustable in terms of both height & angle. Conical opaque shade with black chintz exterior (white interior); 2 m red electric cable; 1.5 m metallic cable.

**Dimensions** H 31 Ø 54.5



## KASUMI HIROSHI KAWANO

Range of lights on the theme of recycling & sustainable development which use bubble wrap to create voluminous shades which give relief to the light cast. Small & large suspended ceiling lights, each with 150 cm grey textile cable. Height of shade: 28.5 cm (small); 39.5 cm (large).

**Small ceiling light** H 178.5 Ø 18  
**Large ceiling light** H 189.5 Ø 26



## AUDREY STUDIO CATOIR

Suspended ceiling light with shade in champagne-coloured pleated polyester ribbon & frosted glass. Suspended by 3 x 2m metal cords & height-adjustable by means of a 'coulistop'. 2.50 m transparent cable & epoxy satin white lacquered ceiling fitting.

**Ceiling light** H 243 Ø 60



## BONBONNE JEAN-FRANÇOIS D'OR

Ceiling light in clear glass. Transparent cable.

**Ceiling light** H 172 Ø 30



## CHROMA LUX MATTHIEU PAILLARD

A suspended ceiling light comprising 5 Plexiglass filters (1 anthracite-coloured outer filter & 4 white inner filters).

**Ceiling light** H 30; cable length 250 Ø 80



## PEIGNES PHILIPPE NIGRO

A very pared-down suspended ceiling light comprising 6 'combs' in translucent anthracite acrylic with structure in satin chromed steel. Also available with combs in opaque white acrylic with a sanded finish & satin white lacquered steel structure.

**Ceiling light** H 125 W 46 D 46  
**Wall light** H 24.5 W 41 D 19  
**Table lamp** H 58 W 41 D 38  
**Floor lamp** H 165 W 41 D 36



## STRIPES PHILIPPE NIGRO

Left: suspended ceiling light with 1 shade (H 25 cm) in laser-cut brushed stainless steel with brushed stainless steel fitting. Transparent 108 cm cable. Right: suspended ceiling light with 2 shades in laser-cut brushed stainless steel, linked to form one single shade (H 32 cm). Brushed stainless steel fitting. Transparent 100 cm cable.

**Suspended ceiling light/1 shade** H 135 Ø 45  
**Suspended ceiling light/2 shades** H 135 W 40 D 30



## PARACHUTE NATHAN YONG

A striking suspended light in satin black lacquered steel wire or transparent lacquered copper-plated steel wire. Up to 6 shades may be mounted upside-down or right-side up to create a multitude of different suspended lights (NB compositions must be symmetrical, with more shades pointing downwards than upwards).

**Small shade** H 49 Ø 25; **Medium shade** H 33 Ø 48  
**Large shade** H 24 Ø 80



## CALICOT NATHAN YONG

Suspended ceiling light with shade in matt white lacquered moulded polyurethane foam. The dimensions quoted below are those of the shade.

**Suspended ceiling light** H 22 Ø 50



## LOA SÉBASTIEN JUPILLE

Height-adjustable suspended ceiling light in satin white lacquered repoussé anodised aluminium. Interior in white injected polycarbonate.

**Ceiling light** H 228.5 Ø 68



## GIBOULEE ATELIER BL 119 BLAIN & DIXNEUF

In the words of its designers, 'Giboulée is a drop of suspended light'. Suspended ceiling light with white lacquered ceiling fitting & opal glass shade.

**Ceiling light** H 36/191 Ø 16

## PIVOT ANNE LUTZ

Made from lacquered sheet steel lent volume by three folds, Pivot mounts easily on a wall support, turning on its axis to offer more or less direct light. Directional shade in satin white lacquered folded steel. 50 cm LED ribbon. May be wired directly into the wall or plugged into a socket. Transparent cable & manual switch.



**Wall/ceiling light** H 32 W 26 D 16



## MINIKIN FABIEN DUMAS

Little bubble-like light with satin black lacquered base. Mouth-blown glass shade, mass-coloured in shades from white to clear. Black PVC cable. Black manual switch.

**Table lamp** H 38 Ø 28.8

## 63 THOMAS RODRIGUEZ

Table lamp with shade in Epoxy black lacquered aluminium (white interior) & transparent methacrylate ring. Transparent cable & switch.



**Table lamp** H 51 Ø 40



## PHARO PIERRE FAVRESSE

Spot light, to be placed either on the ground or on a piece of furniture: gloss black or pearly white-coloured metal, with methacrylate lens.

**Spot light** H 31.5 W 32.5 D 50.5

## THE NATURE OF THINGS BKM DESIGN WORKING GROUP

The aim of this light is not to illuminate a space but to display a chosen object to best effect, surrounding it with its halo of light. When that object conceals the support base of the lamp, the halo of light seems to float in space. Base & structure in satin black lacquered steel. Illumination via an integral fluorescent tube in the circular shade.

**Dimensions** H 17 Ø 24.5



## NAÏCA D. DEBIASI & F. SANDRI

Inspired by old-fashioned miners' lamps, Naïca calls to mind a tiny illuminated grotto which softly diffuses the reflected light of the LEDs at the back. The looped cable doubles as a carrying handle. Table lamp in moulded enamelled ceramic with white interior & exterior & beige 'kraft' cable, or in red with red textile cable.

**Dimensions** H 26 W 40 D 11





### MAGNET LAMP MICHAEL RAASCH

A modern interpretation of the classic shaded lamp. Structure in textured satin black lacquered steel. Cylindrical black cotton shade with white PMMA diffuser which together create a pleasant lighting ambiance. Shade is magnetized & may therefore be positioned freely at the desired height, whilst its handle enables it to be angled as required.

**Table lamp** H 74 W 25 D 31  
**Reading lamp** H 134 W 30 D 33



### LA PLUC NATHALIE DEWEZ

A simple, 'undesigned' torch-like wall light with stainless steel clip & nicker fitting; 200 cm transparent cable with touch switch. Set of 3.

**Wall light** H 16 W 10 D 18



### ELIDI INDUSTRIAL ORCHESTRA

Apologies, this item is **not available in the UK & Ireland**.



### SERPENTINE STUDIO HAUSEN, JÖRG HÖLTJE

Suspended ceiling light in mouth-blown borosilicate.

**Ceiling light** (130cm cable) H 55 Ø 18



### RING MY BELL ARTHUR HOFFNER

Table lamp with tilting shade in matt white enamelled moulded ceramic; structure in matt white lacquered steel. On-off switch. Lit by 3.9 W LEDs emitting a light intensity of 300 lumens, or the equivalent of a 30 W bulb.

**Table lamp** H 56 Ø 18



### LIANE PHILIPPE DANEY

**Liane** brings a delicate, original touch of light. Its pared-down design & minimal use of materials are the source of all this little portable light's charm. Shade in pyrex; support in gloss white ceramic. 3 metre 'kraft' electric cable with white manual switch.

**Portable light** H 13 Ø 5.5



### MUSHROOM NICK RENNIE

Table lamp with shade in white shot-blasted rotomoulded polythene. Culbuto base in machined steel with phosphatized anti-rust treatment, finished with a double layer of Epoxy satin black lacquer.

**Table lamp** H 43 Ø 29



### MUSHROOM NICK RENNIE

Table lamp with shade in white shot-blasted rotomoulded polythene. Culbuto base in machined steel with phosphatized anti-rust treatment, finished with a double layer of Epoxy satin black lacquer.

**Table lamp** H 40 Ø 29

### BRUME ATELIER BL119 – BLAIN & DIXNEUF

A dash of light which pours down or takes off, Brume may be angled upwards or downwards. Satin-finish opaline shade; white lacquered aluminium fitting. May be wired directly into the wall or else plugged into a socket with the cable dangling beneath it.

**Wall light** H 26 Ø 16



### AWABI TOSHIYUKI KITA

Small or large wall light with shade made from Washi (mulberry) paper, attached to a metal wall plate by means of 2 magnets. May be wired directly into the wall or else plugged into a socket or used as a ceiling light. Transparent cable & manual switch.

**Small wall light** H 48 W 34 D 11  
**Large wall light** H 81 W 56 D 13



## CONTAINER BY BENJAMIN HUBERT



Table lamp H 40 W 16 D 32



## SOUS MON ARBRE FLORIAN BRILLET



Organically-shaped outdoor light. May be used on its support or hooked onto a tree branch. Shade in satin white lacquered phosphatised (anti-rust treatment) repoussé aluminium. Cylindrical diffuser in rotomoulded polyethylene (PE). Handle in oiled turned ash. 5 m long black neoprene cable.

Outdoor light H 41 Ø 25

## LUCILE SYLVAIN RIEU-PIQUET



Table lamp with matt grey lacquered steel base & matt white opaline shade. Transparent cable. The upper stem in matt nicked steel incorporates a touch-controlled dimmer.

Table lamp H 30 Ø 22  
Wall fixing H 62 Ø 22 D 25

## DOLMEN & DOLMEN BÉBÉ PHILIPPE DANÉY



Dolmen H 45 Ø 45  
Baby Dolmen H 29 Ø 31

Engaging dimmable table lights in opal glass, available in two sizes.

## PÔLE PIERRE CHARRIÉ

A light source enclosed within an oblong bubble of mouth-blown glass with a silvered dome which itself is evocative of a giant silver-crowned bulb. This silvering produces an indirect, coloured light.



Floor lamp H 41 Ø 26



## SAKHALINE NATHALIE DEWEZ

Wall/ceiling light in Epoxy white lacquered steel, with integral touch switch within transparent cable (may be wired directly into the wall). Supplied with 1 x 'skywhite high performance – special wellbeing' fluorescent tube.

Wall/ceiling light W 11 L 89 D 4



## ARIANE OUT EDOUARD LARMARAUD



**Ariane Out** makes it possible to create an arrangement of points of light outdoors, either using the optional hook or by looping the flex over a branch or even resting it on the ground or on a table. Shade & cylindrical diffuser in rotomoulded polyethylene. 5 m black neoprene cable.

Outdoor light H 23 Ø 18.5

## OMAGE PHILIPPE DANÉY



A tribute to Salvador Dali & his famous work, 'The Persistence of Memory': a light which illuminates, from the corner of a shelf or sofa end table, its cable taking an active part in the proceedings, making the user's life easier. Steel structure finished in satin white lacquer. White chintz shade. 3m long transparent PVC cable; transparent manual switch.

Hanging light H 44 W 42 D 40

## FORME DE VIE VINCENT OLM

Apologies, this item is **not available in the UK & Ireland**.



## FEU LA CRISE PHILIPPE DANÉY

Table lamp with shade in sanded white opal mouth-blown glass, topped with a satin white lacquered metal candle holder.



Table lamp H 12 Ø 11



## JOSEPHINE 5D B. DUBOS & R. FARD

Following in the footsteps of the enormously successful **Louis 5D** wall light, **Josephine 5D** is supplied with a connection box for attachment to a wall or ceiling, or alternatively can be plugged into a socket.

Wall light H 37 W 58



## LOUIS 5D B. DUBOS

Wall light in clear Plexiglass. Shaped like a 17th-century chandelier, the enlarged shadow of its outline is projected onto the wall behind it.

Wall light H 48 W 58



## PAPER LAMP RENÉ BARBAL

Unusual lamps with satin black lacquered steel structure and non-woven shade in fire-retardant 70 % polyester / 30 % polyamide, with imprinted front face & white rear. Large version is printed with a square motif; small version has vertical stripes.

Small H 47 W 26 D 5  
Large H 57 W 26 D 8



## DESA PIERRE CHARPIN

Table lamp in white mouth-blown opaline glass with satin-finish black metal 'lacing', giving off a soft light.

Table lamp H 41 W 26



## CHANTAL STEPHEN BURKS

Table lamp with base & shade in clear or opal mouth-blown glass. Red textile cable & black manual switch.

Table lamp H 35 Ø 35



## IOLE ANNICK SCHOTTE

Light with structure in 2 mm thick anodised aluminium; shade in white 90g Tyvek, a non-woven textile made from polythene fibres which both looks & feels like paper. It is light, tear-proof, washable with a damp sponge, will not yellow over time, and is recyclable. Transparent cable & manual switch.

Small H 42 W 35 D 35  
Large H 74 W 35 D 35



## LUN-R AÏSSA LOGEROT

**Lun-R** is waterproof & can therefore be used either indoors or outdoors. The 3 legs may be adjusted in order to vary the inclination of the light. Entirely made from rotomoulded polypropylene (PP), unfinished (white) on the upper section & black lacquered beneath. 5m neoprene cable with rocker switch located beneath light.



Table lamp H 31 Ø 35.5



## PIEGA JULIEN LIZÉ

Desk lamp in satin grey lacquered metal. **Piega** can be placed on a table, bedside table or shelf. Its directional L-shaped head enables it to shed a wide pool of light on a nearby wall or to direct its light towards the work area. Its thick base counterbalances the rail of LEDs & also serves as a surface on which to present small objects.

Desk lamp H 43 W 45 D 12.5



## GLOBE INDOOR/OUTDOOR

Very pure in design, these lights are intended to provide additional points of light in a garden. Arranged, for example, around a terrace or outdoor table, they will create a pleasant, warm atmosphere. Made from textured white rotomoulded polyethylene (PE) with black neoprene cable (5 m) & black manual switch.



Outdoor light H 40 Ø 55



## OVNI SÉBASTIEN CORDOLEANI

**Ovni** can either be used as a table lamp or a wall light. It comprises a mirror-polished stainless steel disc & a half spherical satin opal glass shade. When used as a wall light it may be wired directly into the wall or else plugged into a socket with the cable dangling down the wall beneath it.

Table lamp/wall light H 17 Ø 47

## CLAIR OBSCUR PHILIPPINE LEMAIRE

Wall light with directional reflector in satin white textured lacquered aluminium, providing indirect lighting. Reflector is equipped with 2 LED ribbons, each 35 cm in length.



Wall light H 24 W 41 D 12

## METAMORPHOSIS 2 GUILLAUME BARDET

Apologies, this item is **not available in the UK & Ireland.**



## CAMPANULE D. DEBIASI & F. SANDRI

Range of table lamps finished in textured white, aniseed or black textured lacquer.



Table lamp H 32 W 14 D 15

## SOLUTRÉ FLORENT DEGOURC

At once sharp & poetic, this light's irregular shape was inspired by the rocky escarpments of Solutré. Base & shade in satin white lacquered folded steel, linked by a stem in oiled turned solid ash.



Table lamp H 23.5 W 32 D 10

## CHIWAHA VINCENT OLM

Set of 3 table lamps with Epoxy black or white lacquered metal structure with touch dimmer/switch & matching cable. Supplied with 1 x amber E 27 40 W incandescent bulb with metal spiral filament. **Chiwawa** is an amusing travelling companion which you can bring with you wherever you wish.



Table lamp H 12 W 8 D 13



## MÉDUSE

Table lamp with base in clear varnished beech. Shade in white opal mouth-blown glass.

Table lamp H 55 Ø 31

## LA SIMPLEX GUILLAUME BLOGET

Apologies, this item is **not available in the UK & Ireland.**



## CAR LIGHT NATHALIE DEWEZ

Table lamp with chromed aluminium base & shade in clear mouth-blown glass. Transparent PVC cable. Transparent manual switch/dimmer.



Table lamp H 23 W 16 D 16

## SOMERSET ERIC JOURDAN

Collection of lamps in matt opal glass, in the shape of an old-fashioned milk churn. Tube & base in brilliant-chromed or copper-plated metal.



Mini table lamp H 31.5 Ø 17  
Small table lamp H 51 Ø 22  
Large table lamp H 72.5 Ø 30  
Free-standing light H 32 Ø 16

## MARDI 22/09 GUILLAUME BARDET

This table lamp arose from Guillaume Bardet's 'l'usage des Jours' project. Table lamp in hand-turned ceramic with matt black exterior & gloss copper interior. Black cable. 100 W E 27 incandescent bulb with silvered crown. The designer's logo is silk-screen printed on the underside.



Table lamp H 36 Ø 24

A black and white cow print rug is shown on a light-colored wooden floor. The rug has a bold, irregular pattern of black spots on a white background. The wooden floor is made of horizontal planks with a natural wood grain. The rug is partially unrolled, showing its texture and the way it sits on the floor.

# RUGS & ACCESS- ORIES

PIED DE COQ





### FIELDS SYLVAIN WILLENZ


Hand tufted, sculpted rug in 100% wool. Shown left in turquoise. Also available in gris or pétrole.

Dimensions & colours to choice



gris

pétrole



### CHINÉ

Inspired by op art, the motif of the Chiné rug is obtained by closely weaving varying tones of wool, giving the illusion of movement & speed. Woven rug in 100% New Zealand wool. Shown left in beige. Also available in bleu nuit, bleu clair or moutarde.

Dimensions 200 x 300



bleu nuit

bleu clair

moutarde



### RIZIÈRE CARMEN STALLBAUMER

Hand-woven Kilim rug in 100 % wool. Available in standard size only, in red (main picture, left) or blue (below).

Dimensions 200 x 300



blue



### SARMENT

Machine-tufted rug in 100% linen. The motif is obtained by mixing straight (cut) and looped tufts. Available in white, pink, beige, blue, brown or anthracite.

Dimensions to choice; max. diameter for round rug: 500 cm.



white

beige

anthracite

brown

blue



### GAVRINIS 2 PIERRE PAULIN

Rug based on Pierre Paulin's sketches inspired by carved motifs in the Gavrinis cairn on the isle of Morbihan. Hand tufted rug in 100 % wool, with tufts of varying heights (short for the background & short + long for the central motif, which has sculpted edges). Choice of brun-beige background with motif in rouge & brun-beige as shown, or background in rouge with motif in brun-beige & rouge (see below). Also available with dimensions &/or colours to choice.

Dimensions 200 x 300, or to choice




red



### SOLO

Hand tufted rug in 100% pure New Zealand wool. Dimensions & colours to choice (choice of 48 colours).

Dimensions to choice.




### SOFT TILE CARMEN STALLBAUMER

Hand-tufted, sculpted rug in 100% wool. Shown here in multicolour: available in standard size, or with dimensions to choice. Also available in rouge/rose – see below.

Dimensions 200 x 300, or to choice



rouge/rose



### ENTRELACS MARIE-AUORE STIKER-METRAL

Hand-tufted rug in 100% wool, sculpted to produce an arresting woven effect. Choice of blue (main picture) or red (below).

Dimensions 207 x 297




red

## MENHIR DAMARIS & MARC



Hand-tufted, sculpted rug in 100% wool. Available in blue as shown, or in grey (see below).

Dimensions 200 x 250



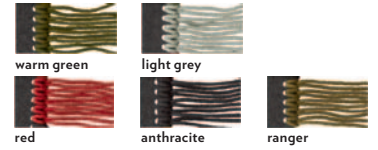
grey



## FELT AND COLOR

Rug in anthracite-coloured wool felt with 13 cm long 100% wool fringes (choice of 6 colours) on each short side. Shown left: rug with mustard fringes.

Dimensions to choice




warm green

light grey

red

anthracite

ranger




## HEX HEX BERTJAN POT

Inspired by the traditional kilim, Hex Hex brings together a wealth of small multicoloured triangles coloured in seemingly random fashion. Hand-woven kilim rug in 75% wool / 15% silk / 10% other natural materials, available in almond green (shown left) or strawberry.

Dimensions 160 x 240 or 240 x 300



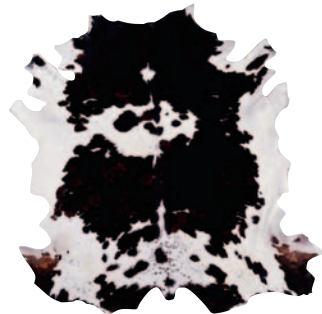
strawberry



## INGRID M.-A. STIKER-METRAL

Rug in 100% hand tufted wool, the design of which is evocative of knitting – either in wool or in steel wire. Available from stock in size 200 x 300 with background in bleu pastel & motif in pétrole.


Dimensions 200 x 300, or with dimensions & colours to choice



## MARGUERITE

Rug made from black, white & brown natural cowhide, or in ebony, caramel, chocolate, grey or black. Please bear in mind that since each hide is unique, the markings on each rug will vary.

Approx. dimensions 5 m<sup>2</sup>




caramel

black

grey

ebony


chocolate



## MULTI LINES

A fabulous hand tufted rug in felt & pure Woolmark wool, bearing the mark, 'wools of New Zealand'. Choice of 6 colour combinations: gris/noir, brun/beige, rouge/orange, gris/brun, bordeaux/prune & brun/prune. Shown here in gris/brun.

Dimensions to choice



bordeaux/prune

rouge/orange

brun/beige

brun/prune


gris/noir



## METROPOLE SIW MATZEN

Kilim rug in 80% wool / 20% cotton. Available from stock in Berlin (gris), London (brun bleu) or Cairo (moutarde).

Dimensions 200 x 240



Cairo

Berlin



## MIX & MATCH

Hand woven rug in 100% New Zealand wool. Available from stock in beige, argile (shown left), grey or black.


Dimensions 200 x 300, or to choice



beige

black

grey



## PIED DE COQ

A wonderfully striking rug with an original graphic motif which combines a subtle colour scheme with the very current theme of pixelation. The end result is both warm and modern. Hand tufted rug in 100 % wool. Shown here in noir et blanc; also available in chiné noir et blanc (see below).

Standard dimensions 200 x 300



chiné




## SILK PLUSH

Machine-tufted rug in 100% silk with shimmer-effect. Choice of or, argent (shown left) or bronze.

Dimensions to choice.



or bronze



## CUBE

Mechanically-tufted rug in 65% polypropylene / 35% polyester with Alcantara edging. Available in the following colours: beige, blanc, blanc casse, brun, lilas bleu, marron clair, noir, rouge (shown left) or purple. Dimensions to choice; max. width 4.0 m.

Dimensions to choice; max. width 4.0 m



purple brun  
blanc lilas bleu noir  
blanc casse beige marron clair




## SOFTISSIMO

Rug in 65% polypropylene/35% polyester with Alcantara edging. Shown left in gris beige; also available in the colours shown below.

Dimensions to choice



prune safran menthe  
gris brun gris clair bleu clair  
rouge ébène écru



## CAVIALE

Hand tufted rug in 100% pure New Zealand wool. Hypoallergenic. Dimensions to choice (NB sizes must be expressed in multiples of 5cm). Choice of écru, grège, brun, granit, noir & blanc, prune, rose, framboise, orange or bleu. Shown left: granit.

Dimensions to choice.




prune orange rose  
grège brun framboise  
écru bleu noir & blanc



## SAISONS

Hand-woven rug in 60% cotton/40% polyester. Round or rectangular; choice of printemps, été, automne, hiver, argent, blanc, gris or rouge bruni. Shown left: printemps.

Rectangular 200 x 250  
Round: dimensions to choice.



gris  
rouge bruni argent blanc  
été automne hiver



## CHABRAQUE

Rug in 100% wool felt in a choice of 4 colours (anthracite, beige, cerise, gris) with border (92% wool / 8% polyamide) in a choice of 7 colours (anthracite, taupe, gris perle, beige foncé, rouge, noir, brique). The length is unlimited; the maximum width is always 180 cm.

Dimensions W 180; length to choice



anthracite cerise beige




## FRAGMENT KATJA FALKENBURGER

Hand tufted rug in 90% wool / 10% viscose. Certain motifs are sculpted.

Dimensions 200 x 300





## SOFT ET DOUX

Machine-tufted rug in 82% polyester/18% pure New Zealand wool. Choice of blanc, crème, gris, bleu or noir (shown left).

Dimensions to choice.



bleu



gris



crème



blanc



## BOTANICA ELKE KLAR

Hand tufted rug in 100% viscose. Available in bleu, jaune, noir or orange. Shown left: bleu.

Dimensions to choice



noir



jaune



orange



## ROBIN NUMÉRO 111

Rug in plain dark green hand tufted wool. Here the designers worked with texture, sketching out a landscape inspired by images from Google Earth. The idea was to create a space within a space, an exterior in one's interior.

Standard dimensions 200 x 300, or to choice.



## BIKANER

Hand tufted rug in 100% wool. Available in square/ rectangular or round versions with dimensions & colours to choice (choice of 67 colours). Minimum dimensions 100 x 100 for the square rug; 100 x 120 for rectangular; min. Ø 100 for the round version.


Dimensions to choice (see above for minimum dimensions)



## RYTHMUS PETER MALY

Woven wool rug with decorative pompoms at the ends of each stripe. Available with background in argile or gris bleu, with coloured striped motifs.

Standard dimensions 200 x 300



gris bleu



## VISCOSA

Hand-tufted rug in 90% bamboo viscose/10% cotton, in chenille (15 mm loops) or thin tuft (9 mm loops) versions; or in 75% viscose/22.5% bamboo viscose/2.5% cotton, with thin tufts & chenille stripes or thin tufts & contrast stripes (7/9 mm loops). Stripes run across the width; contrasting colour of stripes not modifiable. Choice of café au lait, café noir (shown left), glacier or ivoire.

Dimensions to choice



café au lait



glacier



ivoire



## ROPE



Indoor/outdoor rug in woven recycled PET cord with internal core in non-woven polyester. Its colours are inspired by natural outdoor elements: chestnut (earth), grey (mineral), slate blue (sky). The **Rope** rug is particularly resistant to wear. Shown left in slate.

Dimensions 200 x 250, or to choice



green




grey



chestnut



argile




## TISSÉ




Rug in Bolon, a woven vinyl (98% vinyl / 1% polyester / 1% glass fibre) which has the appearance & feel of fabric, is non-slip, highly resistant & thus suitable for use in high-traffic areas. Choice of 2-tone café (shown left), 2-tone granité, 2-tone grege or 2-tone noir.

Dimensions 200 x 249 (2-tone coffee/grey only), or W 200 with length to choice



noir



granité



grege



### SAMOURAI M.-A. STIKER-METRAL

Vase in blue mouth-blown glass, moulded & cut to obtain the motif at the top of the neck – evocative of the armour of a Samurai warrior.

H 55 Ø 22; H 40 Ø 15.5



### AIRVASE TORAFU ARCHITECTS

Vases in cut & shaped paper. Each person can create their desired shape by drawing out the various edges of the sheet of perforated paper to a greater or lesser extent. Supplied in pouches of 3.

H 24 Ø 19.3 (can vary depending on chosen shape)



### POLYGON ITAMAR BURSTEIN

Vase in gloss white enamelled moulded earthenware, bearing the designer's signature.

H 50 W 21 D 29



### STACK B. & S. THARP

4-part vase in moulded enamelled ceramic. Choice of white finish with 1 ring in platinum, or multicolour (blue – yellow – white – black).

H 39.6 Ø 12



### ASIRA AURELIE TU

Decorative vase in wool felt, cut & woven by hand in a sheltered workshop. Choice of anthracite/pavot, pavot/anthracite, perle/turquoise, turquoise/perle.

H 29 Ø 26



### JO ERIC JOURDAN

Vases in moulded ceramic finished in pale pink, pale green or beige moulded enamelled ceramic with glossy front face & matt sanded finish on the rear (rounded).

**Short neck** H 39 W 16 D 13  
**Long neck** H 39 W 12 D 10



### KARLOS NUMÉRO 111

Screen and vase in grey/green or beige/ochre; tray in white marble.

H 60 W 20 D 15



### OAN MICHAEL KOENI

Vases in gloss nickel-plated aluminium (top); hand-cut indigo blue-coloured mouth-blown glass (bottom left); & turned terracotta with varnished interior (bottom right).

**Nickel-plated version** H 18 Ø 18; **Glass version** H 24 Ø 23; **Terracotta version** H 30.5 Ø 29



### UPSIDE DOWN CHRISTIAN GHION

Organic, sensual vases in turquoise or clear mouth-blown glass: can be stood on the wide base or the neck. Each one is unique, random in both form & dimensions.

**Turquoise** H 24 Ø 29  
**Transparent** H 29 Ø 31



### PRESSION MÁRCIA BRILHA & MARTA FRUTUOSO

Vase in moulded, vitrified biscuit porcelain, finished in matt grey enamel.

H 32 W 25 D 26



### CUTTING JEAN-FRANÇOIS D'OR

Vases comprising 3 tubes in gloss black or gloss white lacquer.

**Tubes** H 150 / H 130 / H 110 Ø 5



### ROSEAU NOÉ DUCHAUFOUR-LAWRANCE

White or sky blue ceramic vases in the shape of the first shoots of a plant, which may be dressed with twigs or flowers.

**Small** H 45 Ø 22  
**Large** H 60 Ø 29



### LES OISEAUX PASCAL MOURGUE

Vase in white or gloss copper-coloured moulded enamelled ceramic with bird motif.

H 33 W 15 D 22



### 2D

Large & small vases in moulded enamelled ceramic.

**Large** H 33 W 11 L 22  
**Small** H 22 W 11 L 11



### ORIGAMI PETER MALY

Vases in 3 layers of glass, acid-treated to finish. Choice of 3 dimensions & 2 finishes: matt white exterior/matt black interior, or matt white exterior/matt grey interior.

**Large** H 40 W 21 L 36  
**Medium** H 20 Ø 25  
**Small** H 25 Ø 15



### LUNDI 22/02 GUILLAUME BARDET

Vases in unfinished-effect enamelled earthenware. Choice of black (small), grey-blue (medium) or white (large). Now also available in mouth-blown glass in shades of azure.

**Small** H 14 Ø 12  
**Medium** H 24 Ø 18  
**Large** H 28.5 Ø 24



### FANTÔMES VAULOT & DYEVRÉ

A way of tidying things away without actually having to move them! Set of 3 curio covers in satin white lacquered repoussé aluminium.

**Small** H 18 Ø 17  
**Medium** H 28 Ø 25.5  
**Large** H 38 Ø 34



### VAKKA K. NUUTINEN & A. PALOMAA

3 nesting boxes in grey-beige leather. Toning stitching.

**Large** H 19 W 50 D 50  
**Medium** H 12 W 33 D 33  
**Small** H 10 W 23 D 23



### PLEINE LUNE STUDIO DREIMANN

Clock in black split leather. The position of the hours is marked in white stitching.

Ø 65; thickness 3.9



### PAN PAN B. KUEHNE-THOMPSON


Decorative rabbit in pale pink, pale green or beige lacquered moulded resin.

H 25 W 20 L 30

## OLLIE VAULOT & DYÈVRE

Tray in gloss nickel-plated steel or gloss varnished copper, with the designer's signature beneath.

H 3 W 18 L 64



## EPLAFF TOUS LES TROIS

Fruit bowl in copper plated laser-cut sheet steel.

H 6 Ø 58

## PAYSAGES NORMAL STUDIO

An innovative collection of crockery in gloss white enamelled moulded porcelain.



## TILT IVAN KASNER

An elegant, craftsman-made candle lamp, individually mouth-blown & finished.

H 9 Ø 9



## CARRA TOUS LES TROIS

Table centrepiece comprising a piece of Carrara marble & a piece of polished black Marquinia marble.

**Carrara** W 26.5 D 18.3  
**Marquinia** W 26.6 D 19.3



## SILICATE PHILIPPE DANÉY

Plate stand in moulded aluminium.


H 1.5 Ø 24



## EPOF TOUS LES TROIS

Placemats in black vinyl with stamped cutout motif.

W 30 L 45



## EVLAN TOUS LES TROIS

Plate stand in plain or black moulded aluminium.

H 1.5 W 21 D 32

## SALMA ARZU FIRUZ

PVC place mats to complement the Azra rug.

W 30 L 45



## FRAGA GAMFRATESI

Tray in natural or anthracite-stained rounded beech multi-ply with rounded corners.

**Square** H 5 W 60 D 60  
**Rectangular** H 5 W 100 D 40



### RAM B. KUEHNE-THOMPSON

Basket in copper-coloured rattan.

H 45 Ø 32



### ROPE

Indoor/outdoor basket in vert or argile-coloured woven knitted PET (polyethylene terephthalate) cord.

H 32 Ø 33



### ALONG

Low or high baskets in grey (shown left) or black woven rattan.

H 35 Ø 56 & H 45 Ø 35



### CHARMOTTE LEE WEST

Baskets in painted woven rattan; handle(s) in brown pigmented cowhide with stainless steel rivets.

**Small (jade)** H 25 Ø 26  
**Medium (brown)** H 19 Ø 50  
**Large (grey)** H 30 Ø 50

### CLOTHES BOXES

Set of 2 baskets in chocolate-coloured rattan, 1 with a lid & 1 without.

H 18 W 43 D 43



### DIMANCHE 29/08 GUILLAUME BARDET

Candle holder in metallic-enamelled earthenware, with the designer's signature on the underside.

H 16 Ø 36



### PARAFFIN NATHAN YONG

Holders for tea lights in matt white enamelled moulded ceramic.

**Low** H 8 / Ø 17.5 cm  
**Intermediate** H 14.3 / Ø 12 cm  
**High** H 22.5 / Ø 10 cm



### ABESSE NUMÉRO 111

Screen in grey lacquered steel ; white marble tray with 5 candles on top.

H 24 W 33 D 18



### POCKMAN EVANGELOS VASILEIOU

Trinket pot in moulded brilliant-polished aluminium.

H 10 Ø 21



### PARADE TOUS LES TROIS

Apologies, this item is **not available in the UK & Ireland.**





### QUAI LARGO MARIE-AUORE STIKER-METRAL

A luxurious craftsman-made chest made entirely from hand-carved solid rosewood. Only 75 numbered pieces have been produced, with the piece number punched into the underside of the lid.

Storage chest H20 W38 D18



### VOYAGEUR CARSTEN GOLLNICK


Chest in natural oak veneer with brushed steel clasps.

Storage chest H18 W110 D18.5



### TONALITÉS

Bedlinen in 100% cotton satin (115 g/m<sup>2</sup>) with Venice openwork (NB not flat sheet). The 60 x 60 & 80 x 80 pillowcase has 4 flounces, whilst the 70 x 45 pillowcase has 2. Colours may be selected from a swatch of 98 colours – please ask your Ligne Roset stockist for further details.



### CONSTELLATION V. BARKOWSKI

Collection of bedlinen in white 100% cotton percale with black traditionally block-printed square motifs.



### RAYÉ

Range of bedding in white 100% cotton with visible faces in black-striped 'Rayé' fabric & backs in white 'Tonalité' fabric.



### POINTILLÉ

Range of bedding in white 100% cotton with visible faces in 'Pointillé' fabric & backs in white cotton fabric.



### PIED DE COQ

Bedding in white 100% cotton with visible faces in 'Pied de coq' fabric; backs in white 'Tonalité' fabric.



### COUSSIN TRESSÉ SYBILLE BERGER

Woven cushion cover.

W38 L38



### LIS

Cushion cover with front face in Icelandic sheepskin.

W35 L35



### MIL

Cushion cover with front face in Mongolian goatskin.

W40 L40

## CENT POUR CENT



Throw.  
W 180 L 220

## SHADOW



Throw.  
W 120 L 180

## ARCTIQUE



Throw.  
W 150 L 220

## SPUMA



Apologies, this item is **not available in the UK & Ireland.**

## JESSY NEERU KUMAZ



Hand-woven cushion cover & throw.  
Cushion cover W 50 L 50  
Throw W 170 L 130

## DOLCE LANA



Apologies, this item is **not available in the UK & Ireland.**

## BLUE EXPRESSO



Throw in 70% Yak wool/30% other materials.  
W 120 L 180

## CAMEL



Apologies, this item is **not available in the UK & Ireland.**

## ZELLIGE



Apologies, this item is **not available in the UK & Ireland.**

## ELECTRO



Apologies, this item is **not available in the UK & Ireland.**

# OUT- DOOR

**ELIZABETH TECK**  
NATHAN YONG









**GRILLAGE**  
FRANÇOIS AZAMBOURG



**FIFTY**

DÖGG & ARNVED DESIGN STUDIO



**SERPENTINE**  
ÉLÉONORE NALET



### FIFTY DÖGG & ARNVED DESIGN STUDIO

Armchair with seat & back woven with 350m of mass-dyed, anti-UV treated polypropylene cord, either tobacco-coloured, grey or black; black lacquered frame.

See page 64 for details



### FIFTY DÖGG & ARNVED DESIGN STUDIO

Armchair with seat & back woven with mass-dyed, anti-UV treated polypropylene cord, either tobacco-coloured, grey or black; black lacquered frame.

See page 152 for details



### ELIZABETH TECK NATHAN YONG

Low-backed armchair made from natural-finish solid teak. The choice of special 'outdoor' covering materials for the cushions makes it possible to use this seating out of doors with complete confidence.

Armchair H81 W72 D93; seat 38



### ELIZABETH TECK NATHAN YONG

Low-backed small settee made from natural-finish solid teak. The choice of special 'outdoor' covering materials for the cushions makes it possible to use this seating out of doors with complete confidence.

Settee H81 W126 D93; seat 38



### PLI PASCAL MOURGUE

Apologies, this item is **not available in the UK & Ireland.**



### PASSIO PHILIPPE NIGRO

A range of specially-selected materials enables **Passio** to take the air out of doors. Frame in passivated, brilliant-finish 316 tubular stainless steel & 316 stainless steel wire with polythene gliders. Cushions of indoor/outdoor version are exclusively available in Dina (100% polypropylene) or Tempête (100 % acrylic) fabrics. Removable covers.



### GRILLAGE FRANÇOIS AZAMBOURG

To complement the **Grillage** settee, an indoor/outdoor chair available in Epoxy black or white lacquer. Tubular steel feet. Optional seat pad also available.

Chair H86.5 W51 D60; seat 46.5



### GRILLAGE FRANÇOIS AZAMBOURG

The principle for creating the basic shape of **Grillage** is very simple: a sheet of metal with staggered grooves is folded, origami-style, & then drawn to create a mesh. Thanks to the application of an anti-corrosion primer & cured polyester paint, **Grillage** is just as suitable for outdoor use as it is for indoors. Available in Epoxy black or white lacquer. Tubular steel feet. An optional seat cushion is also available.



### SERPENTINE ÉLÉONORE NALET

Apologies, this model is **not available in the UK & Ireland.**



### PETRA C. DONDOLI & M. POCCHI

Chair with polyurethane shell & varnished aluminium legs. Choice of white, beige, light grey or black. Available singly, or in pairs.

See page 153 for details



### RESILLE PHILIPPE NIGRO

Carver chair constructed from passivated, outdoor-quality brilliant-finish 316 tubular stainless steel & 316 stainless steel wire. Removable seat cushion held in place by clips.

Carver chair H 82 W 53 D 54; seat 49



### RESILLE PHILIPPE NIGRO

Armchair constructed from passivated, outdoor-quality brilliant-finish 316 tubular stainless steel & 316 stainless steel wire. Removable seat cushion held in place by clips.

Armchair H 79 W 64.5 D 67.5; seat 42



### EZOU TOUS LES TROIS

Occasional table in matt black lacquered steel. Cataphoresis-treated & finished with rustproof lacquer & UV-proof polyester lacquer.

See page 127 for details



### JEAN-BAPTISTE JEAN-FRANÇOIS D'OR

Pot stand in natural-finish cured solid larch. May be used with a top, or with a pot set directly into the 'stool' section, the centre of which is pierced for drainage. Flowerpot & top in satin white enamelled stoneware. Pot stand in natural-finish cured solid larch.

Stand H 43.5 Ø 32; Tray H 8.5 Ø 54; Pot H 17 Ø 30



### ELIZABETH NATHAN YONG

Apologies, this item is **not available in the UK & Ireland.**



### CIRCLES MARIA JEGLINSKA

Outdoor pedestal table with structure in black lacquered cataphoresis-treated steel; top in 8 mm thick black enamelled glass.

See page 124 for details



### SOIXANTE 3 THOMAS RODRIGUEZ

Table in moulded white enamelled earthenware. Flower pot in satin white enamelled stoneware. Suitable for outdoor use up to -2°. Supplied with 5 felt gliders Ø 20 mm.

See page 129 for details



### GIARDINETTO MICHAEL KOENIG

Pot holder made from galvanized sheet steel finished in anthracite polyester lacquer. Available in three sizes: mini square, large square, large rectangular.

H 24 W 16 D 16; H 55 W 43 D 43; H 55 W 76 D 43



### LONG POT INGA SEMPÉ

Jardinière in pale green enamelled frost-resistant sandstone.

Jardinière H 18 W 14 L 79



### LONG POT INGA SEMPÉ

Jardinière in gloss white enamelled frost-resistant sandstone.

Jardinière H 18 W 14 L 79





### CLOVER POT KENSAKU OSHIRO

Clover-shaped terracotta pot (frost resistant up to -2°C), with gloss white enamelled ceramic dish (not frost resistant). Choice of two sizes.



Flowerpot H 14.5 W 26 D 27.9; H 16.2 W 31 L 33



### TOITS DE PARIS ALICE ROSIGNOLI

Collection of terracotta pots of varying heights. Shown to best effect in groups, they are reminiscent of the view of Parisian rooftops & their brick chimneys.



H 49 Ø 24; H 49 Ø 30; H 29 Ø 24; H 29 Ø 30



### MATERNITY JEAN-FRANÇOIS D'OR

Apologies, this item is **not available in the UK & Ireland.**



### MUSHROOM NICK RENNIE

Shade in white shot-blasted rotomoulded polythene. Culbuto base in machined steel with phosphatized anti-rust treatment. Finished in a double layer of Epoxy satin black lacquer.



See page 190 for details



### ARIANE OUT EDOUARD LARMAUD

Outdoor version of the popular **Ariane** lights: shade in white rotomoulded polyethylene, 5m black neoprene cable (no switch). Loop the flex over a branch, use the optional hook, or simply rest on the ground.



See page 191 for details



### SOUS MON ARBRE FLORIAN BRILLET

An organically-shaped outdoor light, evocative of a large flower. Use with a wall hook or hook onto a tree branch. Shade in satin white lacquered phosphatised repoussé aluminium. 5m neoprene cable (no switch).



See page 191 for details



### LUN-R AÏSSA LOGEROT

This three-legged egg-shaped table/floor lamp is reminiscent of a moon landing capsule. Completely made from waterproof polypropylene, it is suitable for both indoor and outdoor use. Neoprene cable & rocker switch.



See page 192 for details



### GLOBE OUTDOOR

Very pure in design, these lights with their globe-shaped white polyethylene shades are intended to provide additional points of light in a room or on a patio. Black cable with switch.




See page 192 for details



### TISSÉ

Rug in Bolon, a woven vinyl with the appearance & feel of fabric: it is non-slip, highly resistant, rot-proof, absorbs both heat & sound, light-resistant, waterproof & easily maintained.



See page 199 for details



### ROPE

A waterproof, wear-resistant rug for indoor/outdoor use made from woven recycled PET cord and non-woven polyester. Colours inspired by nature: chestnut, grey, slate blue.



See page 199 for details





# FABRICS, LEATHER, ADVICE: WE'RE HERE TO HELP

Bring your imagination to life! Ligne Roset offers a wide choice of upholstery materials, enabling you to really personalise your living space. The possibilities are endless: more than 500 different permutations of fabrics, colours & qualities; a wealth of choice in terms of look, style, light resistance, durability & ease of maintenance... cottons, jacquards, velours, wools & microfibres in a multitude of colours, both muted & bright: all carefully selected & rigorously tested by Ligne Roset. Not forgetting, of course, leather, made from the highest-grade hides from European cattle. Your Ligne Roset stockist will be delighted to help you choose exactly the right covering material & will also offer advice on aftercare, elaborating on any particular care requirements your chosen covering material might have: this is of particular importance if you have children or pets, or other specific issues

with regard to lighting conditions or usage. It's worth considering too that Ligne Roset furniture offers a pleasantly soft sit & cannot therefore be too tightly upholstered. This naturally means that some creasing may become apparent with use: this will vary from model to model but is perfectly normal & is part of the character of each piece. To enable your Ligne Roset upholstery to give you years of faithful service, we strongly advise you to take note of the care instructions supplied with each model. They contain many hints & tips on day-to-day care, including advice on stain removal & general cleaning. If you are in doubt on any point, your Ligne Roset stockist will be only too happy to answer any questions you may have.

# LIVE YOUR STYLE. LET LIGNE ROSET HELP YOU LIVE YOUR LIFE THE WAY YOU WANT TO!

OUR AIM: YOUR TOTAL SATISFACTION – A CONVINCING OFFER, WITH THE SERVICE TO MATCH.

## INNOVATION

At Ligne Roset, innovation is our tradition. As a pioneer & critical observer of societal change, Ligne Roset is continually forging new paths, collaborating with both prominent designers & new young talent from all over the world. Whether ground-breakingly innovative or just plain elegant, each & every one of our designers' creations will last for decades – & their appeal will be timeless.

## THE EXPERIENCE OF A MARKET- LEADING BRAND

For Ligne Roset, contemporary design means quality, continual technical innovation & longevity. Every one of our pieces is the product of more than a century's worth of conscientiousness & expertise. Since 1860, most Ligne Roset furniture has been produced in our factories near Lyon, France – then, as now, with the help of the latest production methods. Even so, we cannot & will not replace one vital element: handwork. So it isn't just the design which makes each Ligne Roset piece completely individual & unique!

## A TRULY INTERNATIONAL DISTRIBUTION NETWORK

With over 230 exclusive Ligne Roset stores & 775 retailers in around 59 countries, Ligne Roset is accessible almost everywhere & sold by carefully-selected & knowledgeable sales teams. Designed by talented interior architects, the in-store displays will give you exciting & inspirational ideas for your living space.

## COMPETENT ADVICE

Your sales advisor will help you find the best possible solution for your living space, to perfectly suit both your taste & your requirements – selecting them from our broad collections of upholstery, tables, chairs, sideboards, beds, storage furniture, lighting & accessories.

## A COMPLETE SERVICE

Your Ligne Roset stockist will deliver, assemble & check your furniture, & in most cases dispose of the packaging. He will advise on how best to take care of your new furniture, but please also take time to read the care instructions which are supplied with it. And it doesn't just end there: whether you need to clean or replace your covers, replace a part or buy something new, you can always count on Ligne Roset, wherever you happen to be in the world.

## OUR WEBSITE

Discover more about Ligne Roset, our company, designers, our network of stockists, & get the latest news: [www.ligne-roset.co.uk](http://www.ligne-roset.co.uk)

# AWARDS



**Prado**, Design Christian Werner, pages 18-19, 47:  
• German Design Award - Gold 2015



**Nubo**, Design GamFratesi, pages 114, 176, 177:  
• interior innovation award cologne 2014: 'winner'



**Litho**, Design Thibault Desombre, page 175:  
• German Design Award - Special Mention 2014



**Fifty**, Design François Azambourg, pages 64, 152, 209, 211:  
• interior innovation award cologne 2013, 'winner'



**Grillage**, Design François Azambourg, pages 64, 208, 211:  
• WALLPAPER award: 'best use of material 2012'



**Cuts**, Design Philippe Nigro, page 94-95:  
• interior innovation award cologne 2012: 'Best of the Best'



**Ploum**, Design Ronan & Erwan Bouroullec, pages 16-17, 45:  
• red dot award: product design 2011, 'red dot: best of the best'  
• iF product design award 2012  
• interior innovation award cologne 2012: 'Best of the Best'  
• Good Design 2011  
• ELLE DECORATION International Design Award 2012  
• L'Observateur du Design 2012  
• VIA Label 2011  
• nomination: Design Week Awards 2012  
• nominated for the German Design Award 2013  
• nominated for the Designpreis der Bundesrepublik Deutschland 2013



**Ruché**, Design Inga Sempé, pages 22-23, 46:  
• Good Design 2010  
• ELLE DECORATION International Design Award 2011  
• nominated for the Designpreis der Bundesrepublik Deutschland 2011  
• red dot award: product design 2010, 'red dot: winner'  
• interior innovation award cologne 2010: 'Best Detail'



**Confluences**, Design Philippe Nigro, page 44:  
• iF product design award 2010  
• nominated for the Designpreis der Bundesrepublik Deutschland 2010  
• Good Design 2009  
• red dot award: product design 2009, 'red dot: best of the best'  
• interior innovation award cologne 2009: 'Best Item'  
• interior innovation award cologne 2009: 'Best System'  
• VIA Label 2009 (valorisation de l'innovation dans l'ameublement)  
• YOUNG & DESIGN 2009



**Pumpkin**, Design Pierre Paulin, pages 36, 44, 66:  
• nominated for the Designpreis der Bundesrepublik Deutschland 2009  
• red dot award: product design 2008, 'red dot: winner'  
• interior innovation award cologne 2008: 'Classic Innovation'



**Moël**, Design Inga Sempé, pages 47, 66:  
• red dot award: product design 2007, 'red dot: best of the best'  
• nominated for the Designpreis der Bundesrepublik Deutschland 2008  
• Grand Designs Awards 2007: 'best furniture design'



**Facett**, Design Ronan & Erwan Bouroullec, pages 37, 45, 65:  
• red dot award: product design 2005, 'red dot: best of the best'  
• interior innovation award cologne 2005: 'Best Item'  
• iF product design award 2006  
• nominated for the Designpreis der Bundesrepublik Deutschland 2006  
• VIA Label 2005 (valorisation de l'innovation dans l'ameublement)  
• Wallpaper\* Design Award 2005  
• ICFF Editors Awards 2005



**Smala**, Design Pascal Mourgue, pages 39, 45:  
• red dot award: product design 2000, 'red dot: winner'  
• iF product design award 2001  
• VIA Label 2000 (valorisation de l'innovation dans l'ameublement)  
• L'Observateur du Design 2001

The following products have also been awarded a VIA Label:  
**Résille** side table (2012), **Giro** footstool, **Stripes** & **Arnaud** lights (2011)



LABELSVIA



# CREDITS & THANKS

## PUBLISHER

Roset (UK) Ltd.  
Overcroft House, Badminton Court,  
Church Street, Amersham, HP7 0DD  
www.ligne-rosset.co.uk

## DIRECTORS

Arno Koch, Olivier Roset

## ART DIRECTION

Agence Francesca Avossa  
www.francesca-avossa.com

## PROJECT MANAGEMENT

Sabine Böhm  
Assistant: Sina Mitternacht

## DESIGN & GRAPHICS

Minsk Studio  
Fahd El Jaoudi - Julie Dubos  
www.minsk-studio.com

## REPORTAGE

Text: Anne Bony

## TRANSLATION

Louise Wetherall

## PHOTOGRAPHIC ART DIRECTION

Damien Marcos

## PHOTOGRAPHY

Jean-Pierre Lemoine  
Assisted by: Philippe Fillod, Gino Pécora

## PHOTO LOCATIONS

Inezz Productions

## PHOTO RETOUCHING

Nicolas Bianchin

## PRODUCTION, TYPESETTING

Swissdigital Ltd, 1807 Blonay, Switzerland

## REPRODUCTION

Calitho SA, Biel/Bienne, Switzerland

## PRINTING

Druckhaus Kaufmann, Lahr, Germany

This document is not contractual. The descriptions provided herein are correct at the time of going to press, but Roset (UK) Ltd. reserves the right to modify products about which information, including dimensions, is given without prior notice. Copyright is the property of Roset SA, France. ALL RIGHTS RESERVED. The design of all furniture & fabrics, & the associations of items in the images shown in this catalogue are the exclusive property of Roset SA & may not be reproduced without the written consent of a Director of Roset SA or Roset (UK) Ltd.

# INDEX

**A** Abesse > 203, Adamas > 185, Airvase > 200, Alburni > 128, Alfred > 113, Allungabile > 140, Along > 203, Alster [-Occ. tables > 121, ~Chairs > 149, 155], Amis de Jean > 185, Amy > 64, Anda > 65, Andy [-Settees > 12-13, 43, ~Armchairs > 63], Anna > 162-3, 168-9, Antigone > 120, Anytime > 123, Archi > 59, 66, Arctique > 205, Ariane Out [-Lights > 191, ~Outdoor > 213] Ashera > 119, Asira > 200, Assa > 153, Atelier > 186, Audrey > 182, 188, Ava > 137, 138, Awabi > 190

**B** Balançoire > 112, Baroque > 185, Belem > 38, 49, Belize > 114, Bianco > 138, Bikaner > 199, Biplan > 113, Biscuit > 115, Black Forest > 128, Bloom > 183, Blue Expresso > 205, Bob > 123, Bobine > 124, Bonbonne > 188, Book&Look [-Storage > 86-91, ~TV/hi-fi > 109, ~Occ. tables > 121, ~Sideboards > 144], Botanica > 199, Bow > 185, Brooklyn > 121, Brume > 190, Brunch > 120, Bul > 182

**C** Cadence > 122, Calanque > 129, Calicot > 189, Calin [-Settees > 34-35, 49, ~Armchairs > 56-57, 67, ~Chairs > 154], Campanule > 193, Capiton > 111, 115, Car Light > 193, Carra > 202, Carrousel > 188, Caviale > 198, Cemias > 106, 109, Cent Pour Cent > 205, Chabraque > 198, Chantal > 192, Chanterelle > 126, Charlotte > 203, Chiné > 196, Chino > 121, Chiwawa > 193, Chroma Lux > 188, Cil > 186, Cineline [-TV/hi-fi > 108, ~Dining > 135, 139], Circa/Circo > 155, Circles [-Occ. tables > 124, ~Outdoor > 212], Citta > 49, Clair Obscur > 193, Clara > 110, 112, Clothes Boxes > 203, Clouds > 115, Clover Pot > 213, CM 191 > 118, 119, Confluences > 44, Constellation > 204, Container By > 191, Corner's Place > 127, Cosse > 32-33, 47, Couliiss > 126, Coussin Tressé > 204, Craft 2 > 140, Cube > 198, Curule > 151, Cuts [-Storage > 94, ~Occ. tables > 119], Cutting > 201

**D** Daria > 133, 141, Daybed > 10-11, 43, Deanery > 187, Dedicato [-Storage > 82-85, ~TV/hi-fi > 108, ~Sideboards > 145], Dérivée 2 > 67, Desa > 192, Diamant > 125, Dimanche 29/08 > 203, Dimensions > 182, Dino [-TV/hi-fi > 106, 108, ~Sideboards > 145], Do Not Disturb > 54, 55, Doc > 127, Dolmen & Dolmen Bébé > 191, Dualist > 121

**E** Eaton > 134, 139, Elizabeth Teck > 206-207, 211, Elsa > 150, Elysée [-Settees > 45, ~Armchairs > 64, ~Occ. tables > 124], Endless > 115, Entrelacs > 196, Eplaff > 202, Epof > 202, Estampe [-Storage > 92-3, ~TV/hi-fi > 109, ~Occ. tables > 122, ~Sideboards > 145, ~Bedrooms > 170], Et Cetera [-Storage > 78-81, ~Sideboards > 144], Everywhere [-Storage > 98-103, ~TV/hi-fi > 108, ~Sideboards > 145, ~Bedrooms > 171, ~Home office > 178], Evlan > 202, Exclusif > 26-27, 48, Exclusif 2 > 25, 48, Ezou [-Occ. tables > 127, ~Outdoor > 212]

**F** Facett [-Settees > 37, 45, ~Armchairs > 65, ~Chairs > 150], Fancy Chic > 116-7, 120, Fantômes > 201, Felt And Color > 197, Felt 2 [-Armchairs > 66, ~Chairs > 153], Feng > 30-31, 46, Feu La Crise > 191, Fields > 196, Fifty [-Armchairs > 64, ~Chairs > 152, ~Outdoor > 209, 211], Fil [-Armchairs > 63, ~Chairs > 150], Finn > 155, Flax > 61, 64, Floo > 188, Fold > 128, Folk > 153, Forêt Noire > 128, Fraga [-Occ. tables > 122, ~Accessories > 202], Fragment > 198, French Line [-Armchairs > 63, ~Chairs > 152], Frost > 139

**G** Gavrinis 2 > 196, Giardinetto > 212, Giboulée > 189, Glaçon > 123, Globe Indoor/Outdoor > 192, Globe Outdoor > 213, Good Morning > 129, Grande Lunatique [-Occ. tables > 126, ~Dining > 141], Grany > 112, Grillage [-Armchairs > 64, ~Outdoor > 208, 211], Guggen > 153

**H** Harry [-Settees > 44, ~Armchairs > 67], Hellobye > 113, 123, Hex Hex > 194-195, 197, Hide&Seek > 170, Hourglass > 112, Hudson [-Settees > 24, 46, ~Armchairs > 64], Hyanis Port [-Storage > 105, ~Sideboards > 144, ~Home office > 177]

**I** Ike > 151, Ingrid > 197, Interstice > 122, Iole > 192, ISO [-Low tables > 119, ~Chairs > 150], Itisy [-Occ. tables > 125, ~Dining > 140]

**J** Jean-Baptiste > 212, Jessy > 205, Jo > 200, Josephine 5D > 192, Judd Patterson > 129

**K** Kasumi > 188, Karlos > 200, Kaziu > 128, Kermès > 113, Kiji > 128, Koya > 172-3, 176, Kuf > 126

**L** La Ballerine > 115, La Bibliothèque Fil > 68-9, La Chinoise > 187, La Plic > 190, Lace > 151, Lady Carlotta [-Low tables > 119, ~Dining tables > 139], Lasso > 186, Le Secrétaire mural > 174, 175, Les Oiseaux > 201, Liane > 190, Linden > 129, Lines [-Storage > 96, ~Sideboards > 144], Lis > 204, Litho > 175, Loa > 189, Loid > 114, Long Island > 154, Long Pot > 212, Louis 5D > 192, Love Me > 124, Luca Soft [-Armchairs > 65, ~Chairs > 155], Lucile > 191, Lumeo > 164, 169, 170, 171, Lumière Noire > 186, Luna Rossa > 188, Lunatique > 126, Lundi 22/02 > 201, Lun-R [-Lights > 192, ~Outdoor > 213], Lupo > 125

**M** Madrague > 63, Magnet Lamp > 190, Majordôme > 128, Malang > 119, Mama > 187, Marcella > 155, Marcello > 155, Mardi 22/09 > 193, Marguerite > 197, Mateodesk > 179, MCD [-Settees > 28-29, 43, ~Armchairs > 66], Méduse > 193, Menhir > 197, Métropole > 197, Mil > 204, Minikin > 189, Mirko > 115, Miss Marble > 187, Mix & Match > 197, Mixte [-Storage > 72-5, ~TV/hi-fi > 109, ~Sideboards > 142-3, 144, ~Bedrooms > 171], Modified > 112, Moël [-Settees > 47 ~Armchairs > 66], Mon Beau Miroir > 115, Motus > 154, Multi Lines > 197, Multy > 52-53, 55, Mushroom [-Lights > 190, ~Outdoor > 213]

**N** Nador > 166-7, 169, Naica > 189, Naja > 185, Narciso > 114, Neo > 67, News Table > 127, Night > 183, Nils [-Settees > 48, ~Armchairs > 67], Nolly > 119, Nomade 2 > 49, Nomade Express > 50-51, 55, Nubo [-Hallways > 114, ~Home office > 176, 177]

**O** Oan > 200, O.Ba > 120, Oda > 124, 129, Odessa > 130-1, 138, 139, Offrande > 125, O-I-X > 129, Oka > 97, Okura [-Settees > 14-15, 43, ~Armchairs > 65], Ollie > 202, Omega > 191, On The Rock > 128, One Shape > 126, Oponce > 114, Origami > 201, Ottoman [-Settees > 40-41, 47, ~Armchairs > 65], Ouverture > 182, Ovni > 192, Owl > 182

**P** Palette > 123, Pam > 151, Pan Pan > 201, Paola > 153, Paper Lamp > 180-1, 192, Parachute > 184, 189, Paraffin > 203, Paranoïd > 186, Parigi > 125, Pascal Mourgue > 183, Passe-Passe > 112, Passio > 211, Paysages > 202, Pebble > 124, Peignes > 183, 188, Persienne > 95, Peter Maly 2 > 156-7, 168, Petra [-Chairs > 153, ~Outdoor > 211], Petro > 151, Petrus > 151, Peyre > 187, Pharaoh > 188, Pharo > 189, Phobos > 126, Piani > 122, Piazza > 141, Pied de Coq [-Rugs > 198, ~Accessories > 204, Piega > 192, Pisa > 127, Pivot > 189, Pleine Lune > 201, Ploum > 16-17, 45, Pockman > 203, Pointillé > 204, Pôle > 191, Polygon > 200, Pom's > 176, 177, Pont > 121, Ponton > 120, Poppy Patterson > 119, Prado > 18-19, 47, Pression > 200, Psi > 153, Pumpkin [-Settees > 36, 44, ~Armchairs > 66]

**Q** Quai Largo > 204

**R** Ram > 203, Rayé > 204, Resille > 212, Rewrite > 175, Rift > 151, Ring My Bell > 190, Rite > 112, Rive Droite > 67, Rizièrre > 196, Robin > 199, Rocher [-Occ. tables > 126, ~Chairs > 150], Rope [-Rugs > 199, ~Accessories > 203, Outdoor > 213], Roseau > 201, Rosis > 122, Rotor > 123, Ruban > 127, Ruché [-Settees > 22-23, 46, ~Armchairs > 62, 63, ~Bedrooms > 160-1, 168-169], Rythme > 121, Rythmus > 199

**S** Saint-James > 152, Saisons > 198, Sakhaline > 191, Sala > 150, Saldo > 127, Salma > 202, Sam > 183, Samouraï > 200, Sarment > 196, Serpentine > 190, Shadow > 205, Side Table > 128, Silicate > 202, Silk Plush > 198, Smala > 39, 45, So > 154, Soft Et Doux > 199, Softissimo > 198, Soft Mag > 125, Soft Tile > 196, Soixante 3 [-Low tables > 129, ~Outdoor > 212], Solo > 196, Solutré > 193, Solveig > 182, Somerset > 193, Sous Mon Arbre [-Lights > 191, ~Outdoor > 213], Space [-Storage > 70-1, ~Low tables > 123, Spilla > 186, Square > 187, Stack > 200, Strates > 120, Stresa > 152, Stricto Sensu > 42, 48, Stripes > 188, Stump > 158-9, 170,]

**T** Teatime > 119, Teoffice > 179, Teomeeting > 179, Tessa > 152, The Nature Of Things > 189, Thot > 124, Tilt > 202, Tissé [-Rugs > 199, ~Outdoor > 213], Toa > 58, 65, Togo > 20-21, 44, Togo & Mini Togo > 67, Toits de Paris > 213, Tolbiac > 104, Tonalités > 204, Travel Studio > 165, 169, Trépied > 182, Trompe L'Œil > 114, TV > 148, 154

**U** Upside Down > 200, Ursuline > 178, Uzume > 169

**V** Vakka > 201, Vanity Shelf > 114, Very Thin > 186, Vide Poche > 113, Vik > 146-7, 51, 152, Villa Rose [-Armchairs > 63, Home office > 179], Villa Rose 2 > 152, Vilna > 132, 141, Vinta > 63, Viscosa > 199, Voltige [-Settees > 46, ~Armchairs > 60, 63], Voyageur > 204

**W** Wall Figure [-Hallways > 113, ~Home office > 176], Warp > 127

**Y** Yaki > 126, Yubu > 115

**1** 10 Vagues > 125

**2** 20 Hangers > 112, 2D > 201

**3** 3+1 > 121, 360 Degrés > 121

**6** 63 > 189

**@** @-Chair > 65

